



Videocard Benchmarks

Over 1,000,000 Video Cards Benchmarked

Video Card List

Below is an alphabetical list of all Video Card types that appear in the charts. Clicking on a specific Video Card will take you to the chart it appears in and will highlight it for you.


 **VIDEO CARD**

 High End

High Mid Range


Low Mid Range


Low End

 Best Value


Common

Market Share (30 Days)

 Compare ⁰

 Video Card Mega List

[Search Model](#)

 GPU Compute Video Card Chart

Single Video Card

Find Videocard

Videocard Name	Passmark G3D Mark (higher is better)	Rank (lower is better)	Videocard Value (higher is better)	Price (USD)
128 DDR Radeon 9700 TX w/TV-Out	44	1487	NA	NA
128MB DDR Radeon 9800 Pro	66	1429	NA	NA
128MB RADEON X600 SE	49	1472	NA	NA
256MB RADEON X600	67	1422	NA	NA
7900 MOD - Radeon HD 6520G	610	862	NA	NA
A6 Micro-6500T Quad-Core APU with RadeonR4	220	1163	NA	NA
ABIT Siluro T400	3	1673	NA	NA
ALL-IN-WONDER 9000	4	1650	NA	NA
ALL-IN-WONDER RADEON 8500DV	5	1639	NA	NA
All-in-Wonder X1900	127	1270	NA	NA
ALL-IN-WONDER X800 GT	84	1375	NA	NA
ASUS EAH4870x2	496	980	NA	NA
Barco MXRT 5400	1161	486	NA	NA
Barco MXRT 5450	992	568	NA	NA
Barco MXRT 7500	4319	184	NA	NA
Embedded Radeon E9173	1996	331	NA	NA
Familia Intel Q33 Express Chipset	10	1605	NA	NA
Famille de jeu de puces Express Intel 946GZ	7	1615	NA	NA
FireGL T2-128	30	1542	NA	NA
FireGL V3100	52	1459	NA	NA

CPU Benchmarks

Video Card Benchmarks

Hard Drive Benchmarks

RAM

PC Systems

Android

iOS / iPhone

Videocard Name	Passmark G3D Mark (higher is better)	Rank (lower is better)	Videocard Value (higher is better)	Price (USD)
FireGL V3200	84	1372	NA	NA
FireGL V3300	70	1411	NA	NA
FireGL V3350	68	1418	NA	NA
FireGL V3400	103	1323	NA	NA
FireGL V3600	179	1215	1.12	\$160.99*
FireGL V5100	92	1353	NA	NA
FireGL V5200	114	1294	NA	NA
FireGL V5600	341	1076	NA	NA
FireGL V7200	116	1289	NA	NA
FireGL V7300	128	1268	0.11	\$1,189.99*
FireGL V7350	110	1305	0.07	\$1,523.99*
FireGL V7600	615	858	NA	NA
FireGL V7700	660	810	3.77	\$174.99*
FireGL V8650	550	929	1.67	\$329.99*
FireGL X1	59	1445	NA	NA
FireMV 2200 PCIe	36	1516	0.40	\$89.99*
FireMV 2250	45	1480	0.43	\$105.99*
FireMV 2260	117	1285	1.12	\$104.99*
FireMV 2400 PCIe	11	1600	NA	NA
FirePro 2260	113	1297	NA	NA
FirePro 2270	226	1158	2.16	\$105.06*
FirePro 2450	51	1463	0.18	\$278.00*
FirePro 2460	215	1168	0.80	\$269.99*
FirePro 3D V3700	178	1218	2.10	\$84.99*
FirePro 3D V3750	341	1075	6.71	\$50.88*
FirePro 3D V3800	472	998	3.15	\$149.99*
FirePro 3D V4800	1167	483	7.30	\$159.99*
FirePro 3D V5700	546	935	1.71	\$319.99*
FirePro 3D V5800	1487	410	4.02	\$369.99*
FirePro 3D V7750	545	939	1.56	\$350.00*
Videocard Name	Passmark G3D Mark (higher is better)	Rank (lower is better)	Videocard Value (higher is better)	Price (USD)
FirePro 3D V7800	1834	352	3.06	\$599.99*
FirePro 3D V8700	1206	479	6.03	\$199.99*
FirePro 3D V8750	1271	461	1.03	\$1,230.99*

CPU Benchmarks

Video Card Benchmarks

Hard Drive Benchmarks

RAM

PC Systems

Android

iOS / iPhone

Videocard Name	Passmark G3D Mark (higher is better)	Rank (lower is better)	Videocard Value (higher is better)	Price (USD)
FirePro 3D V8800	2437	280	5.74	\$424.99*
FirePro 3D V9800	2811	262	1.13	\$2,499.00*
FirePro M2000	622	850	NA	NA
FirePro M4000	1627	388	NA	NA
FirePro M4000 Mobility Pro	1714	374	NA	NA
FirePro M40003	1364	433	NA	NA
Firepro M4100	1059	529	NA	NA
FirePro M4150	1113	508	NA	NA
FirePro M4170	1086	515	NA	NA
FirePro M5100	2102	317	NA	NA
FirePro M5950	1314	445	NA	NA
FirePro M6000 Mobility Pro	1734	368	NA	NA
FirePro M6100	2963	254	NA	NA
FirePro M6100 FireGL V	3487	219	NA	NA
FirePro M7740	665	804	NA	NA
FirePro S10000	5235	147	NA	NA
FirePro S7000	4166	192	NA	NA
FirePro S9000	5059	152	NA	NA
FirePro V3800	472	996	NA	NA
FirePro V3900	874	632	6.73	\$129.99*
FirePro V4900	1306	448	9.01	\$144.99*
FirePro V5700	464	1003	NA	NA
FirePro V5900	1530	405	4.78	\$319.99*
FirePro V7000 Adapter	3161	237	NA	NA
FirePro V7900	2749	264	22.91	\$119.99*
FirePro V9800 Adapter	2726	265	NA	NA
FirePro W2100	905	615	7.94	\$113.99*
FirePro W4100	1602	391	10.02	\$159.99*
FirePro W4100 Adapter	1692	379	NA	NA
FirePro W4170M	1374	430	NA	NA
Firepro W4190M	1298	451	NA	NA
FirePro W4300	2908	258	12.12	\$239.99*
FirePro W5000	3092	244	7.13	\$434.00*
FirePro W5100	3028	249	10.85	\$279.13*

CPU Benchmarks

Video Card Benchmarks

Hard Drive Benchmarks

RAM

PC Systems

Android

iOS / iPhone

Videocard Name	Passmark G3D Mark (higher is better)	Rank (lower is better)	Videocard Value (higher is better)	Price (USD)
FirePro W5130M	1684	382	NA	NA
Firepro W5170M	2195	308	NA	NA
FirePro W600	1703	377	5.32	\$319.99*
FirePro W7000	4352	182	7.64	\$569.99*
FirePro W7000 Adapter	4105	194	NA	NA
FirePro W7100	5407	138	18.65	\$289.99*
FirePro W7100 Adapter	5553	135	NA	NA
FirePro W7170M	4578	169	NA	NA
FirePro W8000	4671	166	4.45	\$1,048.99*
FirePro W8000 Adapter	4751	161	NA	NA
FirePro W8100	6085	119	5.47	\$1,112.18*
FirePro W8100 Graphic Adapter	7570	98	NA	NA
Videocard Name	Passmark G3D Mark (higher is better)	Rank (lower is better)	Videocard Value (higher is better)	Price (USD)
FirePro W9000	5305	144	1.54	\$3,443.99*
FirePro W9100	7189	104	2.61	\$2,749.99*
FireStream 9250	1164	484	NA	NA
FireStream 9270	1341	439	NA	NA
GeForce 205	126	1273	NA	NA
GeForce 210	171	1222	3.81	\$44.99
GeForce 256	5	1648	0.12	\$42.04*
GeForce 305M	190	1205	NA	NA
GeForce 310	202	1189	1.87	\$108.35*
GeForce 310M	209	1176	NA	NA
GeForce 315	248	1144	7.52	\$32.99*
GeForce 315M	208	1177	NA	NA
GeForce 320M	271	1123	NA	NA
GeForce 405	210	1173	8.55	\$24.64*
GeForce 410M	354	1064	NA	NA
GeForce 505	191	1204	NA	NA
GeForce 510	310	1097	4.43	\$69.99*
GeForce 605	323	1084	3.31	\$97.99*
GeForce 6100	21	1576	NA	NA
GeForce 6100 nForce 400	25	1559	NA	NA
GeForce 6100 nForce 405	22	1574	NA	NA

CPU Benchmarks

Video Card Benchmarks

Hard Drive Benchmarks

RAM

PC Systems

Android

iOS / iPhone

Videocard Name	Passmark G3D Mark (higher is better)	Rank (lower is better)	Videocard Value (higher is better)	Price (USD)
GeForce 6100 nForce 420	25	1558	NA	NA
GeForce 6100 nForce 430	23	1570	NA	NA
GeForce 610M	405	1038	NA	NA
GeForce 615	548	931	NA	NA
GeForce 6150	21	1575	0.15	\$149.99*
GeForce 6150 LE	21	1577	NA	NA
GeForce 6150SE	24	1564	NA	NA
GeForce 6150SE nForce 430	22	1571	NA	NA
GeForce 6200	44	1486	1.11	\$39.99*
GeForce 6200 A-LE	32	1536	NA	NA
GeForce 6200 LE	26	1554	0.65	\$41.24*
GeForce 6200 TurboCache	38	1507	NA	NA
GeForce 6200SE TurboCache	28	1547	NA	NA
GeForce 6500	38	1509	NA	NA
GeForce 6600	62	1436	NA	NA
GeForce 6600 GT	101	1328	1.56	\$64.95*
GeForce 6600 LE	51	1462	NA	NA
GeForce 6610 XL	88	1368	NA	NA
GeForce 6700 XL	97	1338	NA	NA
GeForce 6800	112	1301	2.82	\$39.99*
GeForce 6800 GS	137	1257	NA	NA
GeForce 6800 GS/XT	102	1324	NA	NA
GeForce 6800 GT	142	1245	NA	NA
GeForce 6800 LE	109	1309	NA	NA
GeForce 6800 Ultra	138	1254	NA	NA
GeForce 6800 XT	101	1327	NA	NA
GeForce 7000M	13	1593	NA	NA
GeForce 7000M / nForce 610M	12	1594	NA	NA
Videocard Name	Passmark G3D Mark (higher is better)	Rank (lower is better)	Videocard Value (higher is better)	Price (USD)
GeForce 7025 / nForce 630a	25	1560	NA	NA
GeForce 7050 / nForce 610i	27	1548	NA	NA
GeForce 7050 / nForce 620i	31	1539	NA	NA
GeForce 7050 / nForce 630i	27	1553	NA	NA
GeForce 7050 PV / nForce 630a	22	1573	NA	NA

CPU Benchmarks

Video Card Benchmarks

Hard Drive Benchmarks

RAM

PC Systems

Android

iOS / iPhone

Videocard Name	Passmark G3D Mark (higher is better)	Rank (lower is better)	Videocard Value (higher is better)	Price (USD)
GeForce 705M	455	1007	NA	NA
GeForce 7100 / nForce 630i	31	1538	NA	NA
GeForce 7100 GS	43	1488	NA	NA
GeForce 710A	538	947	NA	NA
GeForce 710M	571	903	NA	NA
GeForce 7150 / nForce 630i	33	1532	NA	NA
GeForce 7150M / nForce 630M	18	1584	NA	NA
GeForce 720A	724	744	NA	NA
GeForce 7300 GS	66	1428	NA	NA
GeForce 7300 GT	108	1311	0.72	\$149.99*
GeForce 7300 LE	55	1456	1.74	\$32.00*
GeForce 7300 SE	39	1506	NA	NA
GeForce 7300 SE/7200 GS	42	1494	NA	NA
GeForce 730A	808	671	NA	NA
GeForce 7350 LE	74	1402	NA	NA
GeForce 7500 LE	69	1416	NA	NA
GeForce 7600 GS	134	1262	1.58	\$84.99*
GeForce 7600 GT	181	1212	2.14	\$84.95*
GeForce 7650 GS	134	1264	NA	NA
GeForce 7800 GS	177	1219	NA	NA
GeForce 7800 GT	196	1196	2.45	\$80.00*
GeForce 7800 GTX	223	1159	NA	NA
GeForce 7900 GS	219	1164	NA	NA
GeForce 7900 GT	258	1137	NA	NA
GeForce 7900 GT/GTO	247	1145	NA	NA
GeForce 7900 GTX	306	1100	NA	NA
GeForce 7950 GT	264	1132	2.30	\$114.95*
GeForce 7950 GX2	201	1190	3.67	\$54.99*
GeForce 800A	428	1026	NA	NA
GeForce 800M	555	919	NA	NA
GeForce 8100 / nForce 720a	79	1395	NA	NA
GeForce 810A	638	831	NA	NA
GeForce 810M	489	982	NA	NA
GeForce 8200	79	1393	NA	NA

CPU Benchmarks

Video Card Benchmarks

Hard Drive Benchmarks

RAM

PC Systems

Android

iOS / iPhone

Videocard Name	Passmark G3D Mark (higher is better)	Rank (lower is better)	Videocard Value (higher is better)	Price (USD)
GeForce 8200M G	56	1453	NA	NA
GeForce 820A	700	771	NA	NA
GeForce 820M	620	853	NA	NA
GeForce 825M	764	706	NA	NA
GeForce 8300	91	1361	4.04	\$22.68*
GeForce 8300 GS	66	1424	NA	NA
GeForce 830A	1004	559	NA	NA
GeForce 830M	904	616	NA	NA
GeForce 8400	100	1330	1.45	\$69.78*
GeForce 8400 GS	112	1299	2.82	\$39.99*
Videocard Name	Passmark G3D Mark (higher is better)	Rank (lower is better)	Videocard Value (higher is better)	Price (USD)
GeForce 8400 SE	68	1419	NA	NA
GeForce 8400M G	58	1447	NA	NA
GeForce 8400M GS	81	1383	5.47	\$14.99*
GeForce 8400M GT	98	1337	NA	NA
GeForce 840A	878	628	NA	NA
GeForce 840M	927	602	NA	NA
GeForce 845M	1147	492	NA	NA
GeForce 8500 GT	136	1259	NA	NA
GeForce 8600 GS	141	1246	NA	NA
GeForce 8600 GT	240	1149	NA	NA
GeForce 8600 GTS	284	1114	NA	NA
GeForce 8600M GS	123	1275	NA	NA
GeForce 8600M GT	168	1226	NA	NA
GeForce 8700M GT	206	1182	NA	NA
GeForce 8800 GS	543	944	NA	NA
GeForce 8800 GT	747	724	NA	NA
GeForce 8800 GTS	605	866	NA	NA
GeForce 8800 GTS 512	833	650	NA	NA
GeForce 8800 GTX	762	710	NA	NA
GeForce 8800 Ultra	769	704	NA	NA
GeForce 8800M GTS	474	995	NA	NA
GeForce 8800M GTX	542	946	NA	NA
GeForce 9100	82	1382	NA	NA

CPU Benchmarks

Video Card Benchmarks

Hard Drive Benchmarks RAM

Videocard Name	Passmark G3D Mark (higher is better)	Rank (lower is better)	Videocard Value (higher is better)	Price (USD)
GeForce 9100M G	75	1400	NA	NA
GeForce 910M	486	984	NA	NA
GeForce 9200	80	1392	NA	NA
GeForce 9200M GE	80	1391	NA	NA
GeForce 9200M GS	84	1374	NA	NA
GeForce 920A	919	606	NA	NA
GeForce 920M	739	736	NA	NA
GeForce 920MX	1092	514	NA	NA
GeForce 9300	126	1271	NA	NA
GeForce 9300 / nForce 730i	129	1267	NA	NA
GeForce 9300 GE	101	1329	4.39	\$22.99*
GeForce 9300 GS	91	1359	1.53	\$59.95*
GeForce 9300GE	97	1340	NA	NA
GeForce 9300M G	85	1371	NA	NA
GeForce 9300M GS	94	1346	NA	NA
GeForce 930A	1220	476	NA	NA
GeForce 930M	961	587	NA	NA
GeForce 930MX	1245	466	NA	NA
GeForce 9400	139	1252	NA	NA
GeForce 9400 GT	186	1208	2.33	\$79.99*
GeForce 9400M	118	1283	NA	NA
GeForce 9400M G	123	1274	NA	NA
GeForce 940A	1031	543	NA	NA
GeForce 940M	1004	560	NA	NA
GeForce 940MX	1373	431	NA	NA
GeForce 945M	1509	407	NA	NA
Videocard Name	Passmark G3D Mark (higher is better)	Rank (lower is better)	Videocard Value (higher is better)	Price (USD)
GeForce 9500 GS	277	1119	NA	NA
GeForce 9500 GT	272	1122	3.17	\$85.99*
GeForce 9500M	103	1321	NA	NA
GeForce 9500M G	166	1229	NA	NA
GeForce 9500M GS	179	1216	NA	NA
GeForce 9600 GS	445	1012	NA	NA
GeForce 9600 GSO	515	964	10.32	\$49.99*

CPU Benchmarks

Video Card Benchmarks

Hard Drive Benchmarks

RAM

PC Systems

Android

iOS / iPhone

Videocard Name	Passmark G3D Mark (higher is better)	Rank (lower is better)	Videocard Value (higher is better)	Price (USD)
GeForce 9600 GSO 512	503	972	NA	NA
GeForce 9600 GT	728	741	18.22	\$39.99*
GeForce 9600M GS	231	1156	NA	NA
GeForce 9600M GT	259	1136	NA	NA
GeForce 9600M GT / GeForce GT 220M	293	1109	NA	NA
GeForce 9650M GS	270	1125	NA	NA
GeForce 9650M GT	254	1142	NA	NA
GeForce 9700M GT	317	1092	NA	NA
GeForce 9700M GTS	478	989	NA	NA
GeForce 9800 GT	707	764	6.80	\$103.99*
GeForce 9800 GTX	769	703	NA	NA
GeForce 9800 GTX+	897	618	NA	NA
GeForce 9800 GTX/9800 GTX+	878	627	9.76	\$89.99*
GeForce 9800 GX2	797	679	NA	NA
GeForce 9800 S	635	834	NA	NA
GeForce 9800M GS	547	934	NA	NA
GeForce 9800M GT	475	992	NA	NA
GeForce 9800M GTS	645	827	NA	NA
GeForce 9800M GTX	517	961	1.57	\$328.50*
GeForce 999 GTX	83	1378	NA	NA
GeForce FX 5200	7	1614	0.11	\$69.99*
GeForce FX 5200 Ultra	12	1597	NA	NA
GeForce FX 5200LE	7	1619	0.16	\$42.99*
GeForce FX 5200SE	11	1599	NA	NA
GeForce FX 5500	8	1611	0.23	\$36.99*
GeForce FX 5600	12	1595	NA	NA
GeForce FX 5600 Ultra	17	1588	NA	NA
GeForce FX 5600XT	9	1609	NA	NA
GeForce FX 5700	40	1497	NA	NA
GeForce FX 5700 Ultra	34	1526	NA	NA
GeForce FX 5700LE	24	1562	NA	NA
GeForce FX 5700VE	33	1531	NA	NA
GeForce FX 5900	34	1522	NA	NA
GeForce FX 5900 Ultra	41	1496	NA	NA

CPU Benchmarks

Video Card Benchmarks

Hard Drive Benchmarks

RAM

PC Systems

Android

iOS / iPhone

Videocard Name	Passmark G3D Mark (higher is better)	Rank (lower is better)	Videocard Value (higher is better)	Price (USD)
<u>GeForce FX 5900XT</u>	40	1500	NA	NA
<u>GeForce FX 5950 Ultra</u>	59	1443	NA	NA
<u>GeForce FX Go 5200</u>	8	1610	NA	NA
<u>GeForce FX Go 5600</u>	17	1587	NA	NA
<u>GeForce FX Go5300</u>	12	1596	NA	NA
<u>GeForce FX Go5650</u>	16	1589	NA	NA
<u>GeForce FX Go5700</u>	51	1461	NA	NA
<u>GeForce G 103M</u>	105	1317	NA	NA
Videocard Name	Passmark G3D Mark (higher is better)	Rank (lower is better)	Videocard Value (higher is better)	Price (USD)
<u>GeForce G 105M</u>	112	1302	NA	NA
<u>GeForce G100</u>	99	1331	<u>4.99</u>	<u>\$19.99*</u>
<u>GeForce G102M</u>	93	1347	NA	NA
<u>GeForce G105M</u>	179	1217	NA	NA
<u>GeForce G200</u>	131	1265	NA	NA
<u>GeForce G205M</u>	91	1360	NA	NA
<u>GeForce G210</u>	168	1227	<u>2.67</u>	<u>\$63.13*</u>
<u>GeForce G210M</u>	198	1193	NA	NA
<u>GeForce Go 6100</u>	17	1585	NA	NA
<u>GeForce Go 6150</u>	17	1586	NA	NA
<u>GeForce Go 6200</u>	15	1590	NA	NA
<u>GeForce Go 6400</u>	24	1565	NA	NA
<u>GeForce Go 6600</u>	69	1412	NA	NA
<u>GeForce Go 6600 TE/6200 TE</u>	44	1483	NA	NA
<u>GeForce Go 6800</u>	106	1315	NA	NA
<u>GeForce Go 6800 Ultra</u>	137	1256	NA	NA
<u>GeForce Go 7200</u>	45	1481	NA	NA
<u>GeForce Go 7300</u>	50	1466	NA	NA
<u>GeForce Go 7400</u>	62	1435	NA	NA
<u>GeForce Go 7600</u>	127	1269	NA	NA
<u>GeForce Go 7600 GT</u>	165	1233	NA	NA
<u>GeForce Go 7700</u>	147	1242	NA	NA
<u>GeForce Go 7800</u>	114	1293	NA	NA
<u>GeForce Go 7800 GTX</u>	209	1175	NA	NA
<u>GeForce Go 7900 GS</u>	176	1220	NA	NA

CPU Benchmarks

Video Card Benchmarks

Hard Drive Benchmarks

RAM

PC Systems

Android

iOS / iPhone

Videocard Name	Passmark G3D Mark (higher is better)	Rank (lower is better)	Videocard Value (higher is better)	Price (USD)
GeForce Go 7900 GTX	270	1124	NA	NA
GeForce Go 7950 GTX	263	1133	NA	NA
GeForce GPU	1153	491	NA	NA
GeForce GT 1030	2295	290	27.01	\$84.99
GeForce GT 120	286	1113	8.30	\$34.49*
GeForce GT 120M	267	1129	NA	NA
GeForce GT 130	456	1006	16.30	\$27.99*
GeForce GT 130M	297	1106	NA	NA
GeForce GT 140	747	723	NA	NA
GeForce GT 220	349	1071	4.37	\$79.99*
GeForce GT 220M	257	1139	NA	NA
GeForce GT 230	472	997	10.74	\$43.99*
GeForce GT 230M	332	1082	NA	NA
GeForce GT 240	648	822	17.08	\$37.99*
GeForce GT 240M	350	1069	NA	NA
GeForce GT 320	551	927	16.88	\$32.69*
GeForce GT 320M	205	1185	NA	NA
GeForce GT 325M	290	1111	NA	NA
GeForce GT 330	555	923	13.88	\$39.99*
GeForce GT 330M	361	1060	NA	NA
GeForce GT 335M	502	973	NA	NA
GeForce GT 340	774	696	14.62	\$52.99*
GeForce GT 415M	318	1088	NA	NA
GeForce GT 420	477	991	10.39	\$45.99*
Videocard Name	Passmark G3D Mark (higher is better)	Rank (lower is better)	Videocard Value (higher is better)	Price (USD)
GeForce GT 420M	543	945	NA	NA
GeForce GT 425M	626	847	NA	NA
GeForce GT 430	661	809	18.39	\$35.99*
GeForce GT 435M	667	800	NA	NA
GeForce GT 440	841	645	12.02	\$69.99*
GeForce GT 445M	1054	530	NA	NA
GeForce GT 520	365	1058	6.09	\$59.99*
GeForce GT 520M	385	1047	6.42	\$59.99*
GeForce GT 520MX	407	1035	NA	NA

CPU Benchmarks

Video Card Benchmarks

Hard Drive Benchmarks

RAM

PC Systems

Android

iOS / iPhone

Videocard Name	Passmark G3D Mark (higher is better)	Rank (lower is better)	Videocard Value (higher is better)	Price (USD)
GeForce GT 525M	600	873	NA	NA
GeForce GT 530	745	727	15.20	\$49.00*
GeForce GT 540M	649	821	NA	NA
GeForce GT 545	1290	453	23.21	\$55.59*
GeForce GT 550M	719	751	NA	NA
GeForce GT 555M	892	620	NA	NA
GeForce GT 610	350	1070	8.76	\$39.99*
GeForce GT 620	430	1022	10.77	\$39.99*
GeForce GT 620M	573	901	NA	NA
GeForce GT 625	438	1018	NA	NA
GeForce GT 625M	500	974	NA	NA
GeForce GT 630	746	725	7.53	\$99.21*
GeForce GT 630M	691	778	NA	NA
GeForce GT 635	913	608	NA	NA
GeForce GT 635M	700	772	NA	NA
GeForce GT 640	1281	454	21.36	\$59.99*
GeForce GT 640M	967	582	NA	NA
GeForce GT 640M LE	789	686	0.93	\$849.99*
GeForce GT 645	2250	298	NA	NA
GeForce GT 645M	910	611	NA	NA
GeForce GT 650M	1234	474	NA	NA
GeForce GT 705	420	1029	NA	NA
GeForce GT 710	687	783	15.62	\$43.99
GeForce GT 710M	554	926	NA	NA
GeForce GT 720	716	758	13.03	\$54.99*
GeForce GT 720A	660	811	NA	NA
GeForce GT 720M	563	911	NA	NA
GeForce GT 730	922	605	13.19	\$69.99
GeForce GT 730A	742	731	NA	NA
GeForce GT 730M	843	643	NA	NA
GeForce GT 735M	676	795	NA	NA
GeForce GT 740	1568	398	16.51	\$94.99*
GeForce GT 740M	789	685	NA	NA
GeForce GT 745A	1179	481	NA	NA

CPU Benchmarks

Video Card Benchmarks

Hard Drive Benchmarks

RAM

PC Systems

Android

iOS / iPhone

Videocard Name	Passmark G3D Mark (higher is better)	Rank (lower is better)	Videocard Value (higher is better)	Price (USD)
GeForce GT 745M	980	575	NA	NA
GeForce GT 750M	1297	452	NA	NA
GeForce GT 755M	1601	392	NA	NA
GeForce GT 820M	705	766	NA	NA
GeForce GT625M	531	952	NA	NA
GeForce GTS 160M	678	793	NA	NA
Videocard Name	Passmark G3D Mark (higher is better)	Rank (lower is better)	Videocard Value (higher is better)	Price (USD)
GeForce GTS 240	817	667	12.59	\$64.99*
GeForce GTS 250	875	631	7.62	\$114.99*
GeForce GTS 250M	569	907	NA	NA
GeForce GTS 350M	556	918	NA	NA
GeForce GTS 360M	756	715	NA	NA
GeForce GTS 450	1556	399	23.95	\$64.99*
GeForce GTX 1050	4772	159	29.83	\$159.99
GeForce GTX 1050 (Mobile)	4496	171	NA	NA
GeForce GTX 1050 Ti	6060	121	43.29	\$139.99
GeForce GTX 1050 Ti (Mobile)	5993	122	NA	NA
GeForce GTX 1050 Ti with Max-Q Design	5796	128	NA	NA
GeForce GTX 1050 with Max-Q Design	3903	201	NA	NA
GeForce GTX 1060	9096	69	29.03	\$313.40
GeForce GTX 1060 (Mobile)	7690	95	NA	NA
GeForce GTX 1060 3GB	8990	71	47.32	\$189.99
GeForce GTX 1060 5GB	6426	111	NA	NA
GeForce GTX 1060 with Max-Q Design	7872	90	NA	NA
GeForce GTX 1070	11378	39	21.88	\$519.99*
GeForce GTX 1070 (Mobile)	9539	62	NA	NA
GeForce GTX 1070 Ti	12312	30	22.39	\$549.99
GeForce GTX 1070 with Max-Q Design	9483	63	NA	NA
GeForce GTX 1080	12457	28	14.81	\$841.06
GeForce GTX 1080 Ti	14221	12	14.97	\$949.99*
GeForce GTX 1080 with Max-Q Design	10248	54	NA	NA
GeForce GTX 1650	7948	87	52.99	\$149.99
GeForce GTX 1650 (Mobile)	6996	107	NA	NA
GeForce GTX 1650 SLI PFR	8051	85	50.32	\$159.99

CPU Benchmarks

Video Card Benchmarks

Hard Drive Benchmarks

RAM

PC Systems

Android

iOS / iPhone

Videocard Name	Passmark G3D Mark (higher is better)	Rank (lower is better)	Videocard Value (higher is better)	Price (USD)
GeForce GTX 1650 with Max-Q Design	5711	131	NA	NA
GeForce GTX 1660	10816	46	51.51	\$209.99
GeForce GTX 1660 SUPER	11372	40	49.45	\$229.99
GeForce GTX 1660 Ti	11522	35	41.90	\$274.99
GeForce GTX 1660 Ti (Mobile)	9689	59	NA	NA
GeForce GTX 1660 Ti with Max-Q Design	8556	78	NA	NA
GeForce GTX 260	1136	498	11.92	\$95.38*
GeForce GTX 260M	589	885	NA	NA
GeForce GTX 275	1245	467	10.38	\$119.99*
GeForce GTX 280	1207	478	2.31	\$522.78*
GeForce GTX 280M	620	852	NA	NA
GeForce GTX 285	1273	460	7.08	\$179.99*
GeForce GTX 285M	734	739	NA	NA
GeForce GTX 295	1053	532	6.58	\$159.99*
GeForce GTX 460	2654	271	29.49	\$89.99*
GeForce GTX 460 SE	2260	297	14.13	\$159.99*
GeForce GTX 460 v2	2494	277	12.48	\$199.99*
GeForce GTX 460M	1395	426	NA	NA
GeForce GTX 465	2947	255	11.19	\$263.28*
GeForce GTX 470	3601	211	6.90	\$522.01*
GeForce GTX 470M	1949	341	NA	NA
GeForce GTX 480	4359	180	60.56	\$71.99*
Videocard Name	Passmark G3D Mark (higher is better)	Rank (lower is better)	Videocard Value (higher is better)	Price (USD)
GeForce GTX 480M	2050	326	NA	NA
GeForce GTX 485M	2400	285	NA	NA
GeForce GTX 550 Ti	1921	346	6.68	\$287.59*
GeForce GTX 555	2159	310	NA	NA
GeForce GTX 560	3118	240	8.82	\$353.59*
GeForce GTX 560 SE	2197	306	24.42	\$89.99*
GeForce GTX 560 Ti	3528	216	25.57	\$138.00*
GeForce GTX 560M	1541	404	NA	NA
GeForce GTX 570	4417	175	44.18	\$99.99*
GeForce GTX 570M	2024	330	NA	NA
GeForce GTX 580	5018	154	17.31	\$289.88*

CPU Benchmarks

Video Card Benchmarks

Hard Drive Benchmarks

RAM

PC Systems

Android

iOS / iPhone

Videocard Name	Passmark G3D Mark (higher is better)	Rank (lower is better)	Videocard Value (higher is better)	Price (USD)
GeForce GTX 580M	2279	293	NA	NA
GeForce GTX 590	4221	191	22.94	\$184.00*
GeForce GTX 645	1940	344	NA	NA
GeForce GTX 650	1836	351	12.68	\$144.81*
GeForce GTX 650 Ti	2659	269	15.65	\$169.99*
GeForce GTX 650 Ti BOOST	3539	214	NA	NA
GeForce GTX 660	4129	193	14.49	\$284.99*
GeForce GTX 660 Ti	4656	167	16.63	\$279.99*
GeForce GTX 660M	1447	415	NA	NA
GeForce GTX 670	5362	142	11.29	\$474.99*
GeForce GTX 670M	1951	340	NA	NA
GeForce GTX 670MX	2080	319	NA	NA
GeForce GTX 675M	2139	315	NA	NA
GeForce GTX 675MX	2459	279	NA	NA
GeForce GTX 680	5667	132	9.77	\$579.99*
GeForce GTX 680M	3346	227	6.69	\$499.99*
GeForce GTX 680MX	4274	187	NA	NA
GeForce GTX 690	5394	139	5.40	\$999.00*
GeForce GTX 745	2196	307	NA	NA
GeForce GTX 750	3328	228	25.61	\$129.99*
GeForce GTX 750 Ti	3771	208	12.61	\$299.01*
GeForce GTX 760	4938	156	19.75	\$249.99*
GeForce GTX 760 Ti	5118	151	17.21	\$297.50*
GeForce GTX 760 Ti OEM	5343	143	NA	NA
GeForce GTX 760A	1281	455	NA	NA
GeForce GTX 760M	1439	417	NA	NA
GeForce GTX 765M	1888	347	NA	NA
GeForce GTX 770	6064	120	8.63	\$702.99*
GeForce GTX 770M	2666	268	14.98	\$177.99*
GeForce GTX 775M	4222	190	NA	NA
GeForce GTX 780	7955	86	10.96	\$725.99*
GeForce GTX 780 Ti	8890	72	22.23	\$399.99*
GeForce GTX 780M	4037	197	NA	NA
GeForce GTX 850A	802	675	NA	NA

CPU Benchmarks

Video Card Benchmarks

Hard Drive Benchmarks

RAM

PC Systems

Android

iOS / iPhone

Videocard Name	Passmark G3D Mark (higher is better)	Rank (lower is better)	Videocard Value (higher is better)	Price (USD)
GeForce GTX 850M	1653	385	NA	NA
GeForce GTX 860M	1975	335	NA	NA
GeForce GTX 870M	2477	278	NA	NA
GeForce GTX 880M	3730	210	NA	NA
Videocard Name	Passmark G3D Mark (higher is better)	Rank (lower is better)	Videocard Value (higher is better)	Price (USD)
GeForce GTX 950	5247	146	30.87	\$169.99*
GeForce GTX 950A	1770	363	NA	NA
GeForce GTX 950M	1942	342	NA	NA
GeForce GTX 960	5829	127	25.35	\$229.99*
GeForce GTX 960A	2410	284	NA	NA
GeForce GTX 960M	2396	286	NA	NA
GeForce GTX 965M	3256	232	NA	NA
GeForce GTX 970	8652	74	26.22	\$329.99*
GeForce GTX 970M	4252	189	2.24	\$1,899.00*
GeForce GTX 980	9681	60	18.36	\$527.20*
GeForce GTX 980 Ti	11427	37	23.44	\$487.48*
GeForce GTX 980M	5971	123	NA	NA
GeForce GTX Titan	7937	88	6.51	\$1,219.99*
GeForce GTX TITAN Black	8657	73	6.18	\$1,399.99*
GeForce GTX TITAN X	10691	48	5.35	\$1,999.99*
GeForce GTX TITAN Z	7647	96	2.28	\$3,349.99*
GeForce MX110	1613	390	NA	NA
GeForce MX130	1976	334	NA	NA
GeForce MX150	2235	300	NA	NA
GeForce MX230	2197	305	NA	NA
GeForce MX250	2599	276	NA	NA
GeForce PCX 5300	6	1627	NA	NA
GeForce PCX 5750	34	1521	NA	NA
GeForce RTX 2060	12843	23	40.14	\$319.99
GeForce RTX 2060 (Mobile)	10597	49	NA	NA
GeForce RTX 2060 SUPER	13769	17	34.42	\$399.99
GeForce RTX 2070	14052	14	31.94	\$439.99
GeForce RTX 2070 (Mobile)	11354	41	NA	NA
GeForce RTX 2070 SUPER	14842	7	29.69	\$499.99

CPU Benchmarks

Video Card Benchmarks

Hard Drive Benchmarks

RAM

PC Systems

Android

iOS / iPhone

Videocard Name	Passmark G3D Mark (higher is better)	Rank (lower is better)	Videocard Value (higher is better)	Price (USD)
<u>GeForce RTX 2070 with Max-Q Design</u>	11245	43	NA	NA
<u>GeForce RTX 2080</u>	15502	5	<u>23.85</u>	<u>\$649.99</u>
<u>GeForce RTX 2080 (Mobile)</u>	13530	19	NA	NA
<u>GeForce RTX 2080 SUPER</u>	15880	4	<u>22.69</u>	<u>\$699.99</u>
<u>GeForce RTX 2080 Ti</u>	16694	2	<u>15.90</u>	<u>\$1,049.99</u>
<u>GeForce RTX 2080 with Max-Q Design</u>	12474	27	NA	NA
<u>GeForce2 GTS/GeForce2 Pro</u>	3	1670	NA	NA
<u>GeForce2 Integrated GPU</u>	4	1662	NA	NA
<u>GeForce2 MX</u>	2	1702	NA	NA
<u>GeForce2 MX 100/200</u>	3	1689	NA	NA
<u>GeForce2 MX/MX 400</u>	3	1672	NA	NA
<u>GeForce2 Ti</u>	4	1657	NA	NA
<u>GeForce3</u>	4	1651	NA	NA
<u>GeForce3 Ti 200</u>	4	1668	NA	NA
<u>GeForce3 Ti 500</u>	2	1709	NA	NA
<u>GeForce4 420 Go</u>	3	1686	NA	NA
<u>GeForce4 420 Go 32M</u>	5	1644	NA	NA
<u>GeForce4 4200 Go</u>	3	1671	NA	NA
<u>GeForce4 440 Go</u>	3	1677	NA	NA
<u>GeForce4 440 Go 64M</u>	5	1631	NA	NA
Videocard Name	Passmark G3D Mark (higher is better)	Rank (lower is better)	Videocard Value (higher is better)	Price (USD)
<u>GeForce4 448 Go</u>	5	1640	NA	NA
<u>GeForce4 MX 4000</u>	4	1660	NA	NA
<u>GeForce4 MX 420</u>	4	1652	NA	NA
<u>GeForce4 MX 440</u>	4	1659	NA	NA
<u>GeForce4 MX 440 with AGP8X</u>	4	1653	NA	NA
<u>GeForce4 MX 440SE</u>	4	1658	NA	NA
<u>GeForce4 MX 460</u>	4	1666	NA	NA
<u>GeForce4 MX Integrated GPU</u>	6	1623	NA	NA
<u>GeForce4 Ti 4200</u>	5	1642	NA	NA
<u>GeForce4 Ti 4400</u>	7	1618	NA	NA
<u>GeForce4 Ti 4600</u>	5	1641	<u>0.10</u>	<u>\$53.99*</u>
<u>GeForce4 Ti 4800 SE</u>	7	1617	NA	NA
<u>GeForce9400M</u>	105	1316	NA	NA

CPU Benchmarks

Video Card Benchmarks

Hard Drive Benchmarks

RAM

PC Systems

Videocard Value (higher is better) Android

Price (USD) iOS / iPhone

Videocard Name	Passmark G3D Mark (higher is better)	Rank (lower is better)	Videocard Value (higher is better)	Price (USD)
<u>GF117</u>	554	925	NA	NA
<u>GIGABYTE RADEON 9600 PRO</u>	39	1505	NA	NA
<u>GRID K1</u>	880	626	1.63	\$539.00
<u>GRID K120Q</u>	298	1105	NA	NA
<u>GRID K140Q</u>	727	743	NA	NA
<u>GRID K160Q</u>	701	770	NA	NA
<u>GRID K180Q</u>	778	695	NA	NA
<u>GRID K2</u>	3772	207	2.28	\$1,655.00
<u>GRID K220Q</u>	912	609	NA	NA
<u>GRID K240Q</u>	2143	314	NA	NA
<u>GRID K260Q</u>	2940	256	NA	NA
<u>GRID K280Q</u>	2358	287	NA	NA
<u>GRID K520</u>	4384	177	NA	NA
<u>GRID M10-1B</u>	2024	329	NA	NA
<u>GRID M10-2B</u>	2416	283	NA	NA
<u>GRID M60-1Q</u>	4680	165	NA	NA
<u>GRID M60-2Q</u>	5904	125	NA	NA
<u>GRID M60-4Q</u>	3188	235	NA	NA
<u>GRID M60-8A</u>	5522	137	NA	NA
<u>GRID M60-8Q</u>	3883	202	NA	NA
<u>GRID P40-24Q</u>	4375	179	NA	NA
<u>GRID P40-3Q</u>	681	789	NA	NA
<u>GRID P6-2Q</u>	4000	199	NA	NA
<u>GRID P6-4Q</u>	4429	174	NA	NA
<u>HD6450</u>	220	1162	NA	NA
<u>Incredible HD 4000</u>	517	962	NA	NA
<u>Intel - Express Chipset G41</u>	56	1452	NA	NA
<u>Intel - Express Chipset Q45/Q43</u>	57	1450	NA	NA
<u>Intel 2nd Generation SandyBridge HD 3000</u>	205	1186	NA	NA
<u>Intel 4th Generation Haswell HD</u>	419	1030	NA	NA
<u>Intel 82845G Controller</u>	2	1713	NA	NA
<u>Intel 82845G/GL Controller</u>	2	1705	NA	NA
<u>Intel 82845G/GL/GE/PE/GV Controller</u>	2	1698	NA	NA
<u>Intel 82865G Controller</u>	4	1656	NA	NA

CPU Benchmarks

Video Card Benchmarks

Hard Drive Benchmarks

RAM

PC Systems

Android

iOS / iPhone

Videocard Name	Passmark G3D Mark (higher is better)	Rank (lower is better)	Videocard Value (higher is better)	Price (USD)
Intel 82915G Express	5	1636	NA	NA
Intel 82915G/GV/910GL Express	3	1693	NA	NA
Videocard Name	Passmark G3D Mark (higher is better)	Rank (lower is better)	Videocard Value (higher is better)	Price (USD)
Intel 82945G Express	5	1635	NA	NA
Intel 865 Embedded Controller	3	1678	NA	NA
Intel 946GZ Embedded Chipset Function 0	3	1690	NA	NA
Intel 946GZ Express	6	1626	NA	NA
Intel B43 Express Chipset	63	1432	NA	NA
Intel Coffee Lake UHD	1158	489	NA	NA
Intel G33/G31 Express	12	1598	NA	NA
Intel G35 Express	30	1543	NA	NA
Intel G41 Express Chipset	63	1433	NA	NA
Intel G41 Express-Chipsatz	58	1446	NA	NA
Intel G45/G43 Express Chipset	69	1414	NA	NA
Intel G965 Express	18	1583	NA	NA
Intel Haswell HD - GT1	123	1277	NA	NA
Intel Haswell HD - GT2	139	1253	NA	NA
Intel HD 3000	314	1093	0.33	\$945.00*
Intel HD 4000	457	1005	0.29	\$1,592.95*
Intel HD 4400	569	906	NA	NA
Intel HD 4600	714	760	NA	NA
Intel HD 500	351	1067	NA	NA
Intel HD 5000	601	872	NA	NA
Intel HD 505	390	1044	NA	NA
Intel HD 510	624	848	NA	NA
Intel HD 515	647	824	NA	NA
Intel HD 520	843	644	NA	NA
Intel HD 5200	830	656	NA	NA
Intel HD 530	1008	558	NA	NA
Intel HD 5300	401	1041	NA	NA
Intel HD 5500	596	878	NA	NA
Intel HD 5600	663	808	NA	NA
Intel HD 6000	830	655	NA	NA
Intel HD 610	717	755	NA	NA

CPU Benchmarks

Video Card Benchmarks

Hard Drive Benchmarks

RAM

PC Systems

Android

iOS / iPhone

Videocard Name	Passmark G3D Mark (higher is better)	Rank (lower is better)	Videocard Value (higher is better)	Price (USD)
Intel HD 615	741	733	NA	NA
Intel HD 630	1139	496	NA	NA
Intel HD Family	440	1017	NA	NA
Intel HD Graphics 620	934	598	NA	NA
Intel HD manual-gen9_2015-133271	165	1232	NA	NA
Intel HD Modded	112	1303	NA	NA
Intel HD P3000	343	1074	NA	NA
Intel HD P4000	516	963	NA	NA
Intel HD P4600	604	867	NA	NA
Intel HD P4600/P4700	675	798	NA	NA
Intel HD P530	1062	526	NA	NA
Intel HD P630	1726	371	NA	NA
Intel Infoshock HD	193	1199	NA	NA
Intel Iris 5100	749	722	NA	NA
Intel Iris 540	1343	438	NA	NA
Intel Iris 550	1585	395	NA	NA
Intel Iris 6100	977	577	NA	NA
Intel Iris Plus	1727	370	NA	NA
Videocard Name	Passmark G3D Mark (higher is better)	Rank (lower is better)	Videocard Value (higher is better)	Price (USD)
Intel Iris Plus 640	1416	423	NA	NA
Intel Iris Plus 645	2145	313	NA	NA
Intel Iris Plus 650	1579	396	NA	NA
Intel Iris Plus 655	1972	336	NA	NA
Intel Iris Pro 5200	1172	482	NA	NA
Intel Iris Pro 580	1881	348	NA	NA
Intel Iris Pro Graphics 6200	1545	401	NA	NA
Intel Iris Pro P580	2156	311	NA	NA
Intel Iris Pro P6300	1209	477	NA	NA
Intel Media Accelerator	32	1533	NA	NA
Intel Media Accelerator 3150	2	1696	NA	NA
Intel Media Accelerator 500	3	1684	NA	NA
Intel Media Accelerator 600	6	1620	NA	NA
Intel Media Accelerator HD	116	1290	NA	NA
Intel Q33 Fxpress	10	1604	NA	NA

CPU Benchmarks

Video Card Benchmarks

Hard Drive Benchmarks

RAM

PC Systems

Android

iOS / iPhone

Videocard Name	Passmark G3D Mark (higher is better)	Rank (lower is better)	Videocard Value (higher is better)	Price (USD)
Intel Q35 Express	9	1607	NA	NA
Intel Q45/Q43 Express Chipset	66	1427	NA	NA
Intel Q45/Q43 Express-Chipsatz	57	1449	NA	NA
Intel Q965/Q963 Express	6	1624	NA	NA
Intel Skylake HD DT GT2	576	899	NA	NA
Intel UHD	1259	464	NA	NA
Intel UHD 600	366	1054	NA	NA
Intel UHD 605	428	1025	NA	NA
Intel UHD 610	799	677	NA	NA
Intel UHD 615	786	689	NA	NA
Intel UHD 617	878	629	NA	NA
Intel UHD 630	1358	435	NA	NA
Intel UHD Graphics 620	1073	520	NA	NA
Intel UHD P630	1384	427	NA	NA
Intel US15 Embedded Media and Controller	7	1616	NA	NA
ION	97	1341	0.42	\$229.99*
ION LE	97	1339	NA	NA
M860G with Mobility Radeon 4100	75	1399	NA	NA
M880G with Mobility Radeon HD 4200	92	1352	NA	NA
M880G with Mobility Radeon HD 4225	71	1407	NA	NA
M880G with Mobility Radeon HD 4250	104	1320	NA	NA
Matrox C420 LP PCIe x16	635	836	NA	NA
Matrox C680 PCIe x16	1977	333	NA	NA
Matrox C900 PCIe x16	1812	356	NA	NA
Matrox G200e WDDM 1.2	59	1442	NA	NA
Matrox G200eh	40	1499	NA	NA
Matrox G200eh WDDM 1.2	51	1460	NA	NA
Matrox G200eR	36	1514	NA	NA
Matrox G200eR WDDM 1.2	67	1421	NA	NA
Matrox G200eR WDDM 2.0	67	1420	NA	NA
Matrox G200eW	42	1493	NA	NA
Matrox G200eW WDDM 1.2	50	1468	NA	NA
Matrox M9138 LP PCIe x16	32	1535	NA	NA
Matrox M9140 LP PCIe x16	23	1569	NA	NA

CPU Benchmarks

Video Card Benchmarks

Hard Drive Benchmarks

RAM

PC Systems

Android

iOS / iPhone

Videocard Name	Passmark G3D Mark (higher is better)	Rank (lower is better)	Videocard Value (higher is better)	Price (USD)
<u>Matrox M9148 LP PCIe x16</u>	9	1608	NA	NA
<u>Matrox Millennium P650 PCIe 128</u>	5	1645	NA	NA
<u>Matrox Millennium P690 PCIe x16</u>	10	1606	NA	NA
<u>Matrox Millennium P690 Plus LP PCIe x16</u>	6	1621	NA	NA
<u>Matrox Parhelia APVe</u>	5	1638	NA	NA
<u>MEDION RADEON X740XL</u>	94	1345	NA	NA
<u>Mobile Intel - famiglia Express Chipset 45</u>	38	1508	NA	NA
<u>Mobile Intel 4 Express-Chipsatzfamilie</u>	44	1485	NA	NA
<u>Mobile Intel 45 Express</u>	43	1489	NA	NA
<u>Mobile Intel 45 Express-Chipsatzfamilie</u>	117	1286	NA	NA
<u>Mobile Intel 915GM/GMS/910GML Express</u>	4	1663	NA	NA
<u>Mobile Intel 945 Express</u>	4	1661	NA	NA
<u>Mobile Intel 945GM Express</u>	5	1633	NA	NA
<u>Mobile Intel 945GM/GU Express</u>	5	1646	NA	NA
<u>Mobile Intel 965 Express</u>	20	1579	NA	NA
<u>Mobile Intel 965 Express-Chipsatzfamilie</u>	24	1566	NA	NA
<u>Mobile Intel HD</u>	409	1033	NA	NA
<u>Mobile Intel serie 4 Express</u>	44	1484	NA	NA
<u>MOBILITY FIREGL T2</u>	40	1498	NA	NA
<u>MOBILITY FIREGL T2/T2e</u>	33	1529	NA	NA
<u>MOBILITY FireGL V3200</u>	62	1438	NA	NA
<u>MOBILITY FireGL V5000</u>	81	1386	NA	NA
<u>MOBILITY FireGL V5200</u>	44	1482	NA	NA
<u>MOBILITY FireGL V5250</u>	27	1550	NA	NA
<u>Mobility FireGL V5725</u>	219	1165	NA	NA
<u>Mobility Radeon 4100</u>	81	1388	NA	NA
<u>MOBILITY RADEON 7000 IGP</u>	6	1625	NA	NA
<u>MOBILITY RADEON 7500</u>	3	1680	NA	NA
<u>MOBILITY RADEON 9000</u>	3	1688	NA	NA
<u>MOBILITY RADEON 9000 IGP</u>	7	1612	NA	NA
<u>MOBILITY RADEON 9000/9100 IGP</u>	5	1637	NA	NA
<u>MOBILITY RADEON 9100 IGP</u>	2	1697	NA	NA
<u>MOBILITY RADEON 9200</u>	3	1695	NA	NA

CPU Benchmarks

Video Card Benchmarks

Hard Drive Benchmarks

RAM

PC Systems

Android

iOS / iPhone

Videocard Name	Passmark G3D Mark (higher is better)	Rank (lower is better)	Videocard Value (higher is better)	Price (USD)
<u>MOBILITY RADEON 9600 PRO TURBO</u>	24	1563	NA	NA
<u>MOBILITY RADEON 9600/9700</u>	39	1504	NA	NA
<u>MOBILITY RADEON 9700</u>	27	1549	NA	NA
<u>MOBILITY RADEON 9800</u>	46	1479	NA	NA
<u>Mobility Radeon HD 2300</u>	50	1465	NA	NA
<u>Mobility Radeon HD 2400</u>	89	1367	NA	NA
<u>Mobility Radeon HD 2400 XT</u>	102	1325	NA	NA
<u>Mobility Radeon HD 2600</u>	167	1228	NA	NA
<u>Mobility Radeon HD 2600 XT</u>	191	1202	NA	NA
<u>Mobility Radeon HD 3410</u>	62	1434	NA	NA
<u>Mobility Radeon HD 3430</u>	98	1335	NA	NA
<u>Mobility Radeon HD 3450</u>	91	1362	NA	NA
<u>Mobility Radeon HD 3470</u>	93	1349	NA	NA
<u>Mobility Radeon HD 3470 Hybrid X2</u>	93	1348	NA	NA
<u>Mobility Radeon HD 3650</u>	209	1174	NA	NA
<u>Mobility Radeon HD 3670</u>	232	1155	NA	NA
Videocard Name	Passmark G3D Mark (higher is better)	Rank (lower is better)	Videocard Value (higher is better)	Price (USD)
<u>Mobility Radeon HD 3850</u>	365	1057	NA	NA
<u>Mobility Radeon HD 3870</u>	547	933	NA	NA
<u>Mobility Radeon HD 3870 X2</u>	564	910	NA	NA
<u>Mobility Radeon HD 4200</u>	90	1364	NA	NA
<u>Mobility Radeon HD 4225</u>	66	1426	NA	NA
<u>Mobility Radeon HD 4250</u>	98	1334	NA	NA
<u>Mobility Radeon HD 4270</u>	92	1351	NA	NA
<u>Mobility Radeon HD 4330</u>	135	1260	NA	NA
<u>Mobility Radeon HD 4350</u>	148	1241	NA	NA
<u>Mobility Radeon HD 4550</u>	191	1203	NA	NA
<u>Mobility Radeon HD 4570</u>	195	1197	NA	NA
<u>Mobility Radeon HD 4650</u>	401	1042	NA	NA
<u>Mobility Radeon HD 4670</u>	463	1004	NA	NA
<u>Mobility Radeon HD 4830</u>	511	966	NA	NA
<u>Mobility Radeon HD 4850</u>	866	635	NA	NA
<u>Mobility Radeon HD 4870</u>	719	750	NA	NA
<u>Mobility Radeon HD 5000</u>	773	700	NA	NA

CPU Benchmarks

Video Card Benchmarks

Hard Drive Benchmarks

RAM PC Systems

Android

iOS / iPhone

Videocard Name	Passmark G3D Mark (higher is better)	Rank (lower is better)	Videocard Value (higher is better)	Price (USD)
Mobility Radeon HD 5000 Serisi	478	988	NA	NA
Mobility Radeon HD 5165	284	1115	NA	NA
Mobility Radeon HD 530v	174	1221	NA	NA
Mobility Radeon HD 540v	188	1207	NA	NA
Mobility Radeon HD 5430	181	1213	NA	NA
Mobility Radeon HD 5450	214	1170	NA	NA
Mobility Radeon HD 545v	199	1192	NA	NA
Mobility Radeon HD 5470	236	1152	NA	NA
Mobility Radeon HD 550v	266	1130	NA	NA
Mobility Radeon HD 5570	720	749	NA	NA
Mobility Radeon HD 560v	318	1089	NA	NA
Mobility Radeon HD 5650	555	922	NA	NA
Mobility Radeon HD 565v	353	1066	NA	NA
Mobility Radeon HD 5730	677	794	NA	NA
Mobility Radeon HD 5850	763	709	NA	NA
Mobility Radeon HD 5870	1252	465	NA	NA
Mobility Radeon HD serie 4200	96	1344	NA	NA
Mobility Radeon X1300	39	1503	NA	NA
Mobility Radeon X1350	39	1501	NA	NA
Mobility Radeon X1400	42	1490	NA	NA
Mobility Radeon X1450	33	1530	NA	NA
Mobility Radeon X1600	92	1355	NA	NA
Mobility Radeon X1700	104	1318	NA	NA
MOBILITY RADEON X1800	130	1266	NA	NA
Mobility Radeon X1900	134	1261	NA	NA
Mobility Radeon X2300	48	1474	NA	NA
Mobility Radeon X2300 HD	48	1473	NA	NA
Mobility Radeon X2500	81	1385	NA	NA
MOBILITY RADEON X300	33	1528	NA	NA
MOBILITY RADEON X600	50	1467	NA	NA
MOBILITY RADEON X600 SE	49	1470	NA	NA
MOBILITY RADEON X700	66	1423	NA	NA
Videocard Name	Passmark G3D Mark (higher is better)	Rank (lower is better)	Videocard Value (higher is better)	Price (USD)
MOBILITY RADEON XPRESS 200	27	1552	NA	NA

CPU Benchmarks

Video Card Benchmarks

Hard Drive Benchmarks

RAM

PC Systems

Android

iOS / iPhone

Videocard Name	Passmark G3D Mark (higher is better)	Rank (lower is better)	Videocard Value (higher is better)	Price (USD)
Mobility Radeon. HD 5470	215	1169	NA	NA
MOBILITY/RADEON 9000	4	1667	NA	NA
MxGPU	1826	355	NA	NA
nForce 750a SLI	83	1380	NA	NA
nForce 760i SLI	140	1251	NA	NA
nForce 780a SLI	92	1356	NA	NA
nForce 980a/780a SLI	81	1387	NA	NA
NVIDIA TITAN X	13650	18	11.38	\$1,200.00*
NVIDIA TITAN Xp	14236	11	9.49	\$1,499.99
NVS 2100M	184	1210	NA	NA
NVS 300	182	1211	15.24	\$11.99*
NVS 310	295	1108	4.93	\$59.99
NVS 3100M	203	1187	NA	NA
NVS 315	348	1072	9.67	\$35.99*
NVS 4200M	366	1055	NA	NA
NVS 510	763	707	5.02	\$152.18
NVS 5100M	355	1062	NA	NA
NVS 5200M	665	803	NA	NA
NVS 5400M	792	683	NA	NA
NVS 810	981	574	1.57	\$624.99*
OpenXT Display Driver	30	1541	NA	NA
P106-100	4731	162	NA	NA
PHDGD Ivy 4	374	1050	NA	NA
PHDGD Quantic C3	116	1287	NA	NA
PHDGD Sapphire GR for Mobile Intel 965	25	1557	NA	NA
PHDGD Solo 1.2.0 x86	11	1602	NA	NA
PHDGD Solo 2 x64	20	1580	NA	NA
Quadro 1000M	752	719	13.81	\$54.50
Quadro 1100M	755	717	NA	NA
Quadro 2000	1316	442	13.16	\$99.99
Quadro 2000 D	1239	469	NA	NA
Quadro 2000D	1278	459	1.64	\$780.00
Quadro 2000M	1034	541	22.21	\$46.56
Quadro 280 NVS PCIe	5	1634	NA	NA

CPU Benchmarks

Video Card Benchmarks

Hard Drive Benchmarks

RAM

PC Systems

Android

iOS / iPhone

Videocard Name	Passmark G3D Mark (higher is better)	Rank (lower is better)	Videocard Value (higher is better)	Price (USD)
Quadro 3000M	1464	412	20.92	\$69.99
Quadro 400	236	1151	5.92	\$39.99*
Quadro 4000	2052	325	11.09	\$185.00
Quadro 4000M	1788	361	19.66	\$91.01*
Quadro 410	403	1040	4.25	\$95.00*
Quadro 5000	2855	261	15.11	\$189.01
Quadro 5000M	2059	321	NA	NA
Quadro 500M	664	806	2.41	\$275.14*
Quadro 5010M	1833	354	7.77	\$235.95*
Quadro 600	698	775	11.46	\$60.98
Quadro 6000	3531	215	1.00	\$3,538.00
Quadro CX	947	593	6.32	\$149.95*
Quadro FX 1000	34	1525	NA	NA
Quadro FX 1100	35	1517	0.17	\$212.99*
Videocard Name	Passmark G3D Mark (higher is better)	Rank (lower is better)	Videocard Value (higher is better)	Price (USD)
Quadro FX 1300	34	1524	NA	NA
Quadro FX 1400	103	1322	0.42	\$245.01*
Quadro FX 1500	155	1236	1.36	\$115.01*
Quadro FX 1500M	171	1224	NA	NA
Quadro FX 1600M	213	1171	1.42	\$149.90*
Quadro FX 1700	193	1200	2.27	\$84.99*
Quadro FX 1700M	300	1103	NA	NA
Quadro FX 1800	579	896	5.79	\$99.99*
Quadro FX 1800M	477	990	NA	NA
Quadro FX 2500M	217	1166	2.18	\$99.99*
Quadro FX 2700M	529	954	5.30	\$99.95*
Quadro FX 2800M	656	814	13.15	\$49.95*
Quadro FX 3000	69	1417	0.41	\$166.61*
Quadro FX 3400/4400	104	1319	NA	NA
Quadro FX 3450	148	1239	1.24	\$119.99*
Quadro FX 3450/4000 SDI	134	1263	NA	NA
Quadro FX 350	85	1370	NA	NA
Quadro FX 3500	208	1178	2.10	\$99.00*
Quadro FX 3500M	306	1099	3.06	\$99.99*

CPU Benchmarks

Video Card Benchmarks

Hard Drive Benchmarks

RAM

PC Systems

Android

iOS / iPhone

Videocard Name	Passmark G3D Mark (higher is better)	Rank (lower is better)	Videocard Value (higher is better)	Price (USD)
Quadro FX 350M	62	1437	NA	NA
Quadro FX 3600M	466	1000	NA	NA
Quadro FX 360M	86	1369	NA	NA
Quadro FX 370	83	1379	0.67	\$125.00*
Quadro FX 370 LP	108	1312	NA	NA
Quadro FX 3700	628	843	6.99	\$89.99*
Quadro FX 3700M	633	839	0.68	\$925.00*
Quadro FX 370M	93	1350	NA	NA
Quadro FX 380	148	1240	1.98	\$75.00*
Quadro FX 380 LP	188	1206	NA	NA
Quadro FX 3800	839	646	5.79	\$145.00
Quadro FX 3800M	803	674	NA	NA
Quadro FX 380M	201	1191	NA	NA
Quadro FX 4500	206	1183	0.90	\$230.33*
Quadro FX 4600	600	874	4.80	\$124.98
Quadro FX 4700 X2	676	797	NA	NA
Quadro FX 4800	1000	562	6.90	\$144.99*
Quadro FX 500/600 PCI	14	1591	NA	NA
Quadro FX 500/FX 600	7	1613	NA	NA
Quadro FX 540	80	1390	1.35	\$59.99*
Quadro FX 550	63	1431	0.43	\$149.00*
Quadro FX 5500	242	1147	0.77	\$315.99
Quadro FX 560	113	1296	0.76	\$150.25*
Quadro FX 5600	681	787	4.01	\$169.99
Quadro FX 570	115	1292	1.28	\$89.99*
Quadro FX 570M	185	1209	NA	NA
Quadro FX 580	268	1127	3.04	\$88.44
Quadro FX 5800	1110	509	6.21	\$178.89*
Quadro FX 770M	297	1107	0.56	\$527.00*
Quadro FX 880M	354	1065	NA	NA
Videocard Name	Passmark G3D Mark (higher is better)	Rank (lower is better)	Videocard Value (higher is better)	Price (USD)
Quadro FX Go1400	101	1326	NA	NA
Quadro GP100	12742	24	NA	NA
Quadro GV100	12727	25	NA	NA

CPU Benchmarks

Video Card Benchmarks

Hard Drive Benchmarks

RAM

PC Systems

Android

iOS / iPhone

Videocard Name	Passmark G3D Mark (higher is better)	Rank (lower is better)	Videocard Value (higher is better)	Price (USD)
Quadro K1000M	795	681	5.30	\$149.90*
Quadro K1100M	1044	539	20.91	\$49.95
Quadro K1200	3049	247	10.83	\$281.50
Quadro K2000	1723	372	13.16	\$130.99
Quadro K2000D	1677	383	10.55	\$159.00
Quadro K2000M	1081	517	7.51	\$144.04*
Quadro K2100M	1344	437	8.41	\$159.95*
Quadro K2200	3601	212	18.47	\$195.00
Quadro K2200M	2717	267	NA	NA
Quadro K3000M	1748	365	11.28	\$155.00*
Quadro K3100M	2080	318	5.20	\$399.95*
Quadro K4000	2879	260	17.45	\$164.99
Quadro K4000M	2243	299	3.74	\$599.99*
Quadro K4100M	2657	270	6.99	\$379.99*
Quadro K420	829	657	5.60	\$148.00*
Quadro K4200	4476	172	23.57	\$189.95*
Quadro K5000	4015	198	14.14	\$284.02
Quadro K5000M	2611	274	6.71	\$389.25*
Quadro K5100M	3130	239	3.91	\$799.95
Quadro K510M	651	817	NA	NA
Quadro K5200	6100	118	12.45	\$489.89
Quadro K600	822	662	8.66	\$95.00
Quadro K6000	7476	99	8.07	\$926.91
Quadro K610M	757	712	10.10	\$75.00*
Quadro K620	2337	289	14.88	\$157.03
Quadro K620M	925	603	NA	NA
Quadro M1000M	2421	282	11.40	\$212.42*
Quadro M1200	3082	246	NA	NA
Quadro M2000	4275	186	10.97	\$389.89*
Quadro M2000M	2964	253	10.59	\$279.95*
Quadro M2200	3743	209	NA	NA
Quadro M3000M	4508	170	NA	NA
Quadro M4000	6667	110	16.56	\$402.49
Quadro M4000M	4895	157	NA	NA

CPU Benchmarks

Video Card Benchmarks

Hard Drive Benchmarks

RAM

PC Systems

Android

iOS / iPhone

Videocard Name	Passmark G3D Mark (higher is better)	Rank (lower is better)	Videocard Value (higher is better)	Price (USD)
Quadro M5000	8513	79	8.52	\$999.00*
Quadro M5000M	5769	130	11.54	\$499.95*
Quadro M500M	1096	513	NA	NA
Quadro M520	1599	393	NA	NA
Quadro M5500	7915	89	NA	NA
Quadro M6000	9430	66	3.93	\$2,399.00*
Quadro M6000 24GB	10068	56	NA	NA
Quadro M600M	1932	345	18.76	\$102.99*
Quadro M620	2810	263	NA	NA
Quadro NVS 110M	47	1475	NA	NA
Quadro NVS 120M	46	1478	NA	NA
Quadro NVS 130M	59	1444	NA	NA
Videocard Name	Passmark G3D Mark (higher is better)	Rank (lower is better)	Videocard Value (higher is better)	Price (USD)
Quadro NVS 135M	57	1451	NA	NA
Quadro NVS 140M	89	1366	NA	NA
Quadro NVS 150M	92	1354	NA	NA
Quadro NVS 160M	92	1357	NA	NA
Quadro NVS 210S	23	1567	NA	NA
Quadro NVS 210S / GeForce 6150LE	20	1578	NA	NA
Quadro NVS 280 SD	2	1711	NA	NA
Quadro NVS 285	35	1519	0.42	\$82.77*
Quadro NVS 285 128MB	38	1510	0.70	\$55.00*
Quadro NVS 290	90	1365	2.53	\$36.00*
Quadro NVS 295	96	1343	4.84	\$19.99
Quadro NVS 320M	205	1184	NA	NA
Quadro NVS 420	98	1333	0.94	\$104.99
Quadro NVS 440	37	1512	0.30	\$124.99*
Quadro NVS 450	91	1363	0.29	\$315.00
Quadro NVS 55/280 PCI	6	1629	NA	NA
Quadro P1000	4407	176	15.47	\$285.00
Quadro P2000	7218	102	18.05	\$399.99
Quadro P2000 with Max-Q Design	5376	141	NA	NA
Quadro P2200	9624	61	23.53	\$409.00
Quadro P3000	5930	124	NA	NA

CPU Benchmarks

Video Card Benchmarks

Hard Drive Benchmarks

RAM

PC Systems

Android

iOS / iPhone

Videocard Name	Passmark G3D Mark (higher is better)	Rank (lower is better)	Videocard Value (higher is better)	Price (USD)
Quadro P3200	8100	84	NA	NA
Quadro P3200 with Max-Q Design	8642	76	NA	NA
Quadro P400	1689	380	15.61	\$108.29
Quadro P4000	10425	51	14.38	\$725.00
Quadro P4000 with Max-Q Design	9082	70	NA	NA
Quadro P4200	10373	52	NA	NA
Quadro P4200 with Max-Q Design	10295	53	NA	NA
Quadro P500	1702	378	NA	NA
Quadro P5000	10025	57	6.47	\$1,549.11
Quadro P520	2053	324	NA	NA
Quadro P5200	9366	67	NA	NA
Quadro P5200 with Max-Q Design	9796	58	NA	NA
Quadro P600	3205	234	14.25	\$224.95*
Quadro P6000	13284	21	3.84	\$3,460.00
Quadro P620	3807	205	23.07	\$165.06
Quadro RTX 3000	10080	55	NA	NA
Quadro RTX 4000	13305	20	14.80	\$899.00*
Quadro RTX 4000 with Max-Q Design	11268	42	NA	NA
Quadro RTX 5000	12878	22	NA	NA
Quadro RTX 5000 (Mobile)	12499	26	NA	NA
Quadro RTX 5000 with Max-Q Design	14699	8	NA	NA
Quadro RTX 6000	14567	9	2.31	\$6,300.00*
Quadro RTX 8000	10980	45	1.10	\$9,999.00*
Quadro T1000	6892	109	NA	NA
Quadro T2000	7622	97	NA	NA
Quadro2 Pro	1	1717	NA	NA
Quadro4 380 XGL	6	1622	NA	NA
Quadro4 980 XGL	5	1649	0.01	\$341.43*
Videocard Name	Passmark G3D Mark (higher is better)	Rank (lower is better)	Videocard Value (higher is better)	Price (USD)
Radeon 2100	59	1440	0.46	\$129.99
Radeon 3000	98	1336	1.61	\$60.99*
Radeon 3100	73	1403	0.45	\$163.99
Radeon 520	787	687	NA	NA
Radeon 530	1119	503	NA	NA

CPU Benchmarks

Video Card Benchmarks

Hard Drive Benchmarks

RAM

PC Systems

Android

iOS / iPhone

Videocard Name	Passmark G3D Mark (higher is better)	Rank (lower is better)	Videocard Value (higher is better)	Price (USD)
Radeon 535	1307	447	NA	NA
Radeon 535DX	1018	554	NA	NA
Radeon 540	1594	394	NA	NA
Radeon 540X	1752	364	NA	NA
Radeon 6600M	741	734	NA	NA
RADEON 7000 / RADEON VE Family	3	1675	NA	NA
RADEON 7500	3	1691	0.10	\$32.12*
RADEON 7500 Family	4	1654	NA	NA
RADEON 9000 Family	3	1682	NA	NA
RADEON 9100 Family	6	1628	NA	NA
RADEON 9100 IGP	5	1643	NA	NA
RADEON 9200	3	1679	0.09	\$39.95*
RADEON 9200 LE Family	2	1706	NA	NA
RADEON 9200 PRO Family	2	1699	NA	NA
RADEON 9200 SE	2	1708	NA	NA
RADEON 9250	2	1707	0.06	\$42.99*
RADEON 9500	36	1515	0.90	\$40.50*
RADEON 9500 PRO / 9700	41	1495	NA	NA
RADEON 9550	34	1523	1.08	\$31.88*
Radeon 9550 / X1050	29	1546	NA	NA
RADEON 9600 Family	25	1561	NA	NA
RADEON 9600 PRO	42	1491	NA	NA
RADEON 9600 PRO Family	26	1556	NA	NA
RADEON 9600 TX Family	18	1582	NA	NA
RADEON 9600 XT	35	1520	NA	NA
RADEON 9600SE	27	1551	NA	NA
RADEON 9700 PRO	53	1457	NA	NA
RADEON 9800 PRO	59	1441	NA	NA
RADEON 9800 SE	23	1568	NA	NA
RADEON 9800 XT	53	1458	NA	NA
RADEON E4690	405	1039	NA	NA
Radeon E6760	973	580	4.06	\$239.99*
Radeon E8860	1577	397	NA	NA
Radeon HD 2350	76	1397	NA	NA

CPU Benchmarks

Video Card Benchmarks

Hard Drive Benchmarks

RAM

PC Systems

Android

iOS / iPhone

Videocard Name	Passmark G3D Mark (higher is better)	Rank (lower is better)	Videocard Value (higher is better)	Price (USD)
Radeon HD 2400	120	1279	NA	NA
Radeon HD 2400 PCI	14	1592	NA	NA
Radeon HD 2400 Pro	114	1295	NA	NA
Radeon HD 2400 XT	118	1281	NA	NA
Radeon HD 2600 PRO	211	1172	NA	NA
Radeon HD 2600 Pro AGP	110	1306	NA	NA
Radeon HD 2600 XT	282	1116	NA	NA
Radeon HD 2900 GT	292	1110	NA	NA
Radeon HD 2900 PRO	627	844	NA	NA
Radeon HD 2900 XT	659	813	NA	NA
Videocard Name	Passmark G3D Mark (higher is better)	Rank (lower is better)	Videocard Value (higher is better)	Price (USD)
Radeon HD 3200	82	1381	NA	NA
Radeon HD 3300	126	1272	NA	NA
Radeon HD 3450	117	1284	2.62	\$44.99*
Radeon HD 3470	142	1244	NA	NA
Radeon HD 3650 AGP	150	1238	NA	NA
Radeon HD 3670	240	1150	NA	NA
Radeon HD 3850	529	953	NA	NA
Radeon HD 3850 AGP	443	1013	NA	NA
Radeon HD 3850 X2	822	663	NA	NA
Radeon HD 3870	716	757	12.35	\$58.00*
Radeon HD 3870 X2	873	633	NA	NA
Radeon HD 4200	111	1304	NA	NA
Radeon HD 4250	122	1278	NA	NA
Radeon HD 4270	109	1307	NA	NA
Radeon HD 4290	140	1247	NA	NA
Radeon HD 4300/4500 Serisi	155	1235	NA	NA
Radeon HD 4330	158	1234	NA	NA
Radeon HD 4350	166	1230	2.73	\$61.10*
Radeon HD 4550	235	1153	1.85	\$126.99*
Radeon HD 4650	333	1080	2.67	\$124.99*
Radeon HD 4650 AGP	207	1180	NA	NA
Radeon HD 4670	544	942	4.95	\$109.99*
Radeon HD 4770	1034	540	NA	NA

CPU Benchmarks

Video Card Benchmarks

Hard Drive Benchmarks

RAM

PC Systems

Android

iOS / iPhone

Videocard Name	Passmark G3D Mark (higher is better)	Rank (lower is better)	Videocard Value (higher is better)	Price (USD)
Radeon HD 4810	769	702	NA	NA
Radeon HD 4830	946	594	15.77	\$59.99*
Radeon HD 4850	1022	550	11.36	\$89.99*
Radeon HD 4850 X2	1132	499	NA	NA
Radeon HD 4870	1383	428	23.06	\$59.99*
Radeon HD 4870 X2	1309	446	NA	NA
Radeon HD 4890	1543	403	14.03	\$109.99*
Radeon HD 5450	231	1157	1.69	\$136.99*
Radeon HD 5470	268	1128	NA	NA
Radeon HD 5550	548	932	9.98	\$54.99*
Radeon HD 5570	714	761	3.76	\$189.99*
Radeon HD 5600/5700	955	589	NA	NA
Radeon HD 5670	1086	516	22.72	\$47.84*
Radeon HD 5750	1456	414	20.98	\$69.41*
Radeon HD 5770	1712	375	14.77	\$115.99*
Radeon HD 5830	2056	323	12.85	\$159.99*
Radeon HD 5850	2281	292	28.52	\$79.99*
Radeon HD 5870	2621	272	26.22	\$99.99*
Radeon HD 5970	2602	275	7.89	\$329.99*
Radeon HD 6230	221	1161	NA	NA
Radeon HD 6250	119	1280	NA	NA
Radeon HD 6290	138	1255	NA	NA
Radeon HD 6290M	140	1250	NA	NA
Radeon HD 6300M	256	1141	NA	NA
Radeon HD 6310	169	1225	NA	NA
Radeon HD 6320	202	1188	0.36	\$554.99*
Videocard Name	Passmark G3D Mark (higher is better)	Rank (lower is better)	Videocard Value (higher is better)	Price (USD)
Radeon HD 6320 Graphic	216	1167	NA	NA
Radeon HD 6320M	198	1194	NA	NA
RADEON HD 6350	207	1179	4.08	\$50.99*
Radeon HD 6370D	310	1096	NA	NA
Radeon HD 6370M	275	1121	NA	NA
Radeon HD 6380G	300	1104	0.75	\$399.99*
Radeon HD 6410D	386	1046	NA	NA

CPU Benchmarks

Video Card Benchmarks

Hard Drive Benchmarks

RAM

PC Systems

Android

iOS / iPhone

Videocard Name	Passmark G3D Mark (higher is better)	Rank (lower is better)	Videocard Value (higher is better)	Price (USD)
Radeon HD 6430M	192	1201	NA	NA
Radeon HD 6450	276	1120	5.89	\$46.99
Radeon HD 6450A	260	1135	NA	NA
Radeon HD 6470M	312	1094	0.55	\$569.99*
Radeon HD 6480G	406	1036	NA	NA
Radeon HD 6490M	377	1048	0.32	\$1,193.03*
Radeon HD 6520G	486	985	NA	NA
Radeon HD 6530D	513	965	NA	NA
Radeon HD 6550A	707	763	NA	NA
Radeon HD 6550D	641	830	NA	NA
Radeon HD 6570	760	711	15.20	\$49.99*
Radeon HD 6610M	565	909	NA	NA
Radeon HD 6620G	557	916	NA	NA
Radeon HD 6630M	684	786	NA	NA
Radeon HD 6650M	816	668	NA	NA
Radeon HD 6670	1062	525	10.31	\$102.99*
Radeon HD 6670 + 6670 Dual	646	825	NA	NA
Radeon HD 6700M	1016	555	NA	NA
Radeon HD 6750	1315	444	26.32	\$49.99*
Radeon HD 6750M	937	597	NA	NA
Radeon HD 6770	1685	381	21.89	\$76.99*
Radeon HD 6770M	964	584	NA	NA
Radeon HD 6790	2046	327	31.49	\$64.99*
Radeon HD 6800M	994	566	NA	NA
Radeon HD 6850	2295	291	22.95	\$99.99*
Radeon HD 6870	2616	273	29.07	\$89.99*
Radeon HD 6900M	1962	337	NA	NA
Radeon HD 6950	3219	233	35.78	\$89.99*
Radeon HD 6970	3524	217	37.11	\$94.99*
Radeon HD 6970M	2270	295	NA	NA
Radeon HD 6990	2932	257	18.33	\$159.99*
Radeon HD 7290	140	1248	NA	NA
Radeon HD 7290M	123	1276	NA	NA
Radeon HD 7310	171	1223	NA	NA

CPU Benchmarks

Video Card Benchmarks

Hard Drive Benchmarks

RAM

PC Systems

Android

iOS / iPhone

Videocard Name	Passmark G3D Mark (higher is better)	Rank (lower is better)	Videocard Value (higher is better)	Price (USD)
Radeon HD 7310G	180	1214	NA	NA
Radeon HD 7310M	166	1231	NA	NA
Radeon HD 7340	207	1181	0.38	\$552.69*
Radeon HD 7340G	196	1195	NA	NA
Radeon HD 7340M	221	1160	NA	NA
Radeon HD 7350	278	1117	NA	NA
Radeon HD 7400G	322	1085	NA	NA
Radeon HD 7420G	428	1024	NA	NA
Videocard Name	Passmark G3D Mark (higher is better)	Rank (lower is better)	Videocard Value (higher is better)	Price (USD)
Radeon HD 7450	308	1098	3.63	\$84.99*
Radeon HD 7450A	288	1112	NA	NA
Radeon HD 7450M	329	1083	NA	NA
Radeon HD 7470	361	1059	NA	NA
Radeon HD 7470M	407	1034	NA	NA
Radeon HD 7480D	430	1023	NA	NA
Radeon HD 7500G	411	1032	NA	NA
Radeon HD 7500G + 7500M/7600M Dual	616	857	NA	NA
Radeon HD 7500G + 7550M Dual	497	979	NA	NA
Radeon HD 7500G + HD 7500M/7600M Dual	355	1061	NA	NA
Radeon HD 7520G	453	1008	NA	NA
Radeon HD 7520G + 7400M Dual	486	983	NA	NA
Radeon HD 7520G + 7600M Dual	591	884	NA	NA
Radeon HD 7520G + 7610M Dual	588	888	NA	NA
Radeon HD 7520G + 7650M Dual	453	1009	NA	NA
Radeon HD 7520G + 7670M Dual	523	958	NA	NA
Radeon HD 7520G + 7700M Dual	1060	528	NA	NA
Radeon HD 7520G + 8600/8700M Dual	311	1095	NA	NA
Radeon HD 7520G + HD 7400M Dual	544	941	NA	NA
Radeon HD 7520G + HD 7600M Dual	599	876	NA	NA
Radeon HD 7520G + HD 7670M Dual	495	981	NA	NA
Radeon HD 7520G + HD 8600/8700M Dual	623	849	NA	NA
Radeon HD 7520G + HD 8750M Dual	651	818	NA	NA
Radeon HD 7540D	510	968	NA	NA
Radeon HD 7540D + 6570 Dual	719	752	NA	NA

CPU Benchmarks

Video Card Benchmarks

Hard Drive Benchmarks

RAM

PC Systems

Android

iOS / iPhone

Videocard Name	Passmark G3D Mark (higher is better)	Rank (lower is better)	Videocard Value (higher is better)	Price (USD)
Radeon HD 7550M	464	1002	NA	NA
Radeon HD 7550M/7650M	728	742	NA	NA
Radeon HD 7560D	663	807	NA	NA
Radeon HD 7560D + 6570 Dual	833	651	NA	NA
Radeon HD 7560D + 6670 Dual	1130	500	NA	NA
Radeon HD 7560D + 7560D Dual	982	573	NA	NA
Radeon HD 7560D + 7670 Dual	1426	420	NA	NA
Radeon HD 7560D + HD 7000 Dual	534	948	NA	NA
Radeon HD 7560D + HD 7700 Dual	1346	436	NA	NA
Radeon HD 7560D + R5 235 Dual	563	912	NA	NA
Radeon HD 7570	980	576	NA	NA
Radeon HD 7570M	614	860	NA	NA
Radeon HD 7570M/HD 7670M	699	774	NA	NA
Radeon HD 7580D	350	1068	NA	NA
Radeon HD 7600G	481	987	NA	NA
Radeon HD 7600G + 7450M Dual	389	1045	NA	NA
Radeon HD 7600G + 7500M/7600M Dual	405	1037	NA	NA
Radeon HD 7600G + 7550M Dual	423	1027	NA	NA
Radeon HD 7600G + 8500M/8700M Dual	469	999	NA	NA
Radeon HD 7600G + HD 7500M/7600M Dual	555	921	NA	NA
Radeon HD 7600G + HD 7550M Dual	509	969	NA	NA
Radeon HD 7600G + HD 8670M Dual	543	943	NA	NA
Radeon HD 7600G + HD Dual	442	1016	NA	NA
Radeon HD 7600M + 7600M Dual	773	698	NA	NA
Videocard Name	Passmark G3D Mark (higher is better)	Rank (lower is better)	Videocard Value (higher is better)	Price (USD)
Radeon HD 7610M	632	840	NA	NA
Radeon HD 7620G	474	994	NA	NA
Radeon HD 7620G + 8600M Dual	508	970	NA	NA
Radeon HD 7620G + 8670M Dual	577	898	NA	NA
Radeon HD 7620G + HD 8600M Dual	442	1015	NA	NA
Radeon HD 7620G + HD 8670M Dual	507	971	NA	NA
Radeon HD 7640G	614	859	NA	NA
Radeon HD 7640G + 6400M Dual	526	956	NA	NA
Radeon HD 7640G + 7400M Dual	637	832	NA	NA

CPU Benchmarks

Video Card Benchmarks

Hard Drive Benchmarks

RAM

PC Systems

Android

iOS / iPhone

Videocard Name	Passmark G3D Mark (higher is better)	Rank (lower is better)	Videocard Value (higher is better)	Price (USD)
Radeon HD 7640G + 7470M Dual	595	881	NA	NA
Radeon HD 7640G + 7500/7600 Dual	627	845	NA	NA
Radeon HD 7640G + 7600M Dual	705	767	NA	NA
Radeon HD 7640G + 7610M Dual	510	967	NA	NA
Radeon HD 7640G + 7670M Dual	644	828	NA	NA
Radeon HD 7640G + 7700M Dual	690	779	NA	NA
Radeon HD 7640G + 8500M Dual	585	892	NA	NA
Radeon HD 7640G + 8570M Dual	558	915	NA	NA
Radeon HD 7640G + 8600/8700M Dual	688	782	NA	NA
Radeon HD 7640G + 8670M Dual	558	914	NA	NA
Radeon HD 7640G + 8750M Dual	654	815	NA	NA
Radeon HD 7640G + HD 7400M Dual	621	851	NA	NA
Radeon HD 7640G + HD 7600M Dual	704	769	NA	NA
Radeon HD 7640G + HD 7670M Dual	659	812	NA	NA
Radeon HD 7640G + HD 7700M Dual	589	886	NA	NA
Radeon HD 7640G + HD 8500M Dual	607	865	NA	NA
Radeon HD 7640G + HD 8500M N HD 8500M Dual	665	802	NA	NA
Radeon HD 7640G + HD 8570M Dual	696	776	NA	NA
Radeon HD 7640G + HD 8600/8700M Dual	586	891	NA	NA
Radeon HD 7640G + HD 8750M Dual	996	565	NA	NA
Radeon HD 7640G + R5 M200 Dual	546	936	NA	NA
Radeon HD 7640G N HD 7640G + HD 7600M N HD 7600M D	824	659	NA	NA
Radeon HD 7640G N HD 7640G + HD 7670M Dual	679	791	NA	NA
Radeon HD 7650A	794	682	3.03	\$262.00*
Radeon HD 7650M	723	746	NA	NA
Radeon HD 7660D	779	692	NA	NA
Radeon HD 7660D + 6570 Dual	1100	511	NA	NA
Radeon HD 7660D + 6670 Dual	1238	472	NA	NA
Radeon HD 7660D + 7470 Dual	465	1001	NA	NA
Radeon HD 7660D + 7670 Dual	1061	527	NA	NA
Radeon HD 7660D + HD 6670 Dual	1484	411	NA	NA
Radeon HD 7660D + HD 7000 Dual	633	838	NA	NA
Radeon HD 7660D + HD 7700 Dual	1958	339	NA	NA

CPU Benchmarks

Video Card Benchmarks

Hard Drive Benchmarks

RAM

PC Systems

Android

iOS / iPhone

Videocard Name	Passmark G3D Mark (higher is better)	Rank (lower is better)	Videocard Value (higher is better)	Price (USD)
Radeon HD 7660D + R7 240 Dual	941	596	NA	NA
Radeon HD 7660G	798	678	NA	NA
Radeon HD 7660G + 7400M Dual	588	889	NA	NA
Radeon HD 7660G + 7470M Dual	630	841	NA	NA
Radeon HD 7660G + 7600M Dual	831	654	NA	NA
Radeon HD 7660G + 7610M Dual	745	726	NA	NA
Radeon HD 7660G + 7670M Dual	743	730	NA	NA
Videocard Name	Passmark G3D Mark (higher is better)	Rank (lower is better)	Videocard Value (higher is better)	Price (USD)
Radeon HD 7660G + 7700M Dual	757	714	NA	NA
Radeon HD 7660G + 7730M Dual	931	599	NA	NA
Radeon HD 7660G + 8600M Dual	445	1011	NA	NA
Radeon HD 7660G + 8670M Dual	587	890	NA	NA
Radeon HD 7660G + HD 7500M/7600M Dual	999	564	NA	NA
Radeon HD 7660G + HD 7600M Dual	772	701	NA	NA
Radeon HD 7660G + HD 7670M Dual	706	765	NA	NA
Radeon HD 7660G + HD 7700M Dual	751	720	NA	NA
Radeon HD 7660G + HD 7730M Dual	881	625	NA	NA
Radeon HD 7660G + HD 8670M Dual	711	762	NA	NA
Radeon HD 7660G N HD 7660G + HD 7600M N HD 7600M D	722	747	NA	NA
Radeon HD 7660G N HD 7660G + HD 7670M Dual	704	768	NA	NA
Radeon HD 7660G N HD 7660G + HD 7700M N HD 7700M D	966	583	NA	NA
Radeon HD 7670	1115	504	NA	NA
Radeon HD 7670A	1050	534	NA	NA
Radeon HD 7670M	812	670	1.29	\$629.99*
Radeon HD 7670M + 7670M Dual	738	737	NA	NA
Radeon HD 7690M	1003	561	NA	NA
Radeon HD 7690M XT	1009	557	NA	NA
Radeon HD 7730	1426	419	28.54	\$49.99*
Radeon HD 7730M	994	567	NA	NA
Radeon HD 7750	1712	376	11.89	\$144.00
Radeon HD 7750M	1191	480	NA	NA
Radeon HD 7770	2224	303	7.05	\$315.59

CPU Benchmarks

Video Card Benchmarks

Hard Drive Benchmarks

RAM

PC Systems

Android

iOS / iPhone

Videocard Name	Passmark G3D Mark (higher is better)	Rank (lower is better)	Videocard Value (higher is better)	Price (USD)
Radeon HD 7790	3083	245	22.84	\$134.99*
Radeon HD 7850	3848	204	8.37	\$459.59
Radeon HD 7850M	1372	432	NA	NA
Radeon HD 7870	4384	178	14.66	\$299.00
Radeon HD 7870 XT	4469	173	NA	NA
Radeon HD 7870M	1507	408	NA	NA
Radeon HD 7950 / R9 280	4764	160	12.09	\$393.98
Radeon HD 7970 / R9 280X	5247	145	15.21	\$345.00
Radeon HD 7970M	3804	206	NA	NA
Radeon HD 7990	5563	134	5.62	\$990.44
Radeon HD 8180	195	1198	NA	NA
Radeon HD 8210	250	1143	NA	NA
Radeon HD 8240	278	1118	NA	NA
Radeon HD 8250	257	1138	NA	NA
Radeon HD 8280	319	1087	NA	NA
Radeon HD 8280E	317	1091	NA	NA
Radeon HD 8280G	269	1126	NA	NA
Radeon HD 8330	333	1081	NA	NA
Radeon HD 8330E	317	1090	NA	NA
Radeon HD 8350	265	1131	1.90	\$139.99*
Radeon HD 8350G	443	1014	NA	NA
Radeon HD 8370D	432	1021	NA	NA
Radeon HD 8400	355	1063	NA	NA
Radeon HD 8400E	339	1077	NA	NA
Radeon HD 8410G	435	1020	NA	NA
Videocard Name	Passmark G3D Mark (higher is better)	Rank (lower is better)	Videocard Value (higher is better)	Price (USD)
Radeon HD 8450G	412	1031	NA	NA
Radeon HD 8450G + 8600M Dual	545	938	NA	NA
Radeon HD 8450G + 8670M Dual	474	993	NA	NA
Radeon HD 8450G + 8750M Dual	637	833	NA	NA
Radeon HD 8450G + HD 8600M Dual	452	1010	NA	NA
Radeon HD 8450G + HD 8670M Dual	574	900	NA	NA
Radeon HD 8450G + HD 8750M Dual	483	986	NA	NA
Radeon HD 8470	343	1073	NA	NA

CPU Benchmarks

Video Card Benchmarks

Hard Drive Benchmarks

RAM

PC Systems

Android

iOS / iPhone

Videocard Name	Passmark G3D Mark (higher is better)	Rank (lower is better)	Videocard Value (higher is better)	Price (USD)
Radeon HD 8470D	521	959	NA	NA
Radeon HD 8470D + 6450 Dual	717	756	NA	NA
Radeon HD 8470D + HD 7500 Dual	1545	402	NA	NA
Radeon HD 8490	377	1049	NA	NA
Radeon HD 8500M	545	940	NA	NA
Radeon HD 8500M/8700M	852	641	NA	NA
Radeon HD 8510G	497	978	NA	NA
Radeon HD 8510G + 8500M Dual	596	879	NA	NA
Radeon HD 8550D	685	785	NA	NA
Radeon HD 8550G	719	753	NA	NA
Radeon HD 8550G + 8500M Dual	602	870	NA	NA
Radeon HD 8550G + 8570M Dual	532	950	NA	NA
Radeon HD 8550G + 8600/8700M Dual	802	676	NA	NA
Radeon HD 8550G + 8600M Dual	617	856	NA	NA
Radeon HD 8550G + 8670M Dual	579	895	NA	NA
Radeon HD 8550G + 8690M Dual	664	805	NA	NA
Radeon HD 8550G + 8750M Dual	795	680	NA	NA
Radeon HD 8550G + HD 7600M Dual	854	639	NA	NA
Radeon HD 8550G + HD 8570M Dual	529	955	NA	NA
Radeon HD 8550G + HD 8600/8700M Dual	813	669	NA	NA
Radeon HD 8550G + HD 8600M Dual	593	882	NA	NA
Radeon HD 8550G + HD 8670M Dual	546	937	NA	NA
Radeon HD 8550G + HD 8750M Dual	819	665	NA	NA
Radeon HD 8550G + R5 M200 Dual	619	855	NA	NA
Radeon HD 8550G + R5 M230 Dual	667	799	NA	NA
Radeon HD 8570	989	570	NA	NA
Radeon HD 8570 + 8670D Dual	620	854	NA	NA
Radeon HD 8570D	679	792	NA	NA
Radeon HD 8570D + 6570 Dual	1239	471	NA	NA
Radeon HD 8570D + HD 6570 Dual	868	634	NA	NA
Radeon HD 8570D + HD 6670 Dual	1260	463	NA	NA
Radeon HD 8570D + HD 7000 Dual	753	718	NA	NA
Radeon HD 8570D + HD 7700 Dual	1834	353	NA	NA
Radeon HD 8570D + HD 8570 Dual	1032	542	NA	NA

CPU Benchmarks

Video Card Benchmarks

Hard Drive Benchmarks

RAM

PC Systems

Android

iOS / iPhone

Videocard Name	Passmark G3D Mark (higher is better)	Rank (lower is better)	Videocard Value (higher is better)	Price (USD)
<u>Radeon HD 8570D + R7 200 Dual</u>	999	563	NA	NA
<u>Radeon HD 8570D + R7 240 Dual</u>	963	585	NA	NA
<u>Radeon HD 8570M</u>	534	949	NA	NA
<u>Radeon HD 8600/8700M</u>	1029	544	NA	NA
<u>Radeon HD 8610G</u>	551	928	NA	NA
<u>Radeon HD 8610G + 8500M Dual</u>	610	863	NA	NA
<u>Radeon HD 8610G + 8600M Dual</u>	588	887	NA	NA
Videocard Name	Passmark G3D Mark (higher is better)	Rank (lower is better)	Videocard Value (higher is better)	Price (USD)
<u>Radeon HD 8610G + 8670M Dual</u>	599	875	NA	NA
<u>Radeon HD 8610G + HD 8500M Dual</u>	645	826	NA	NA
<u>Radeon HD 8610G + HD 8600M Dual</u>	583	894	NA	NA
<u>Radeon HD 8610G + HD 8670M Dual</u>	577	897	NA	NA
<u>Radeon HD 8610G + R5 M200 Dual</u>	676	796	NA	NA
<u>Radeon HD 8650D</u>	525	957	NA	NA
<u>Radeon HD 8650G</u>	911	610	NA	NA
<u>Radeon HD 8650G + 7600M Dual</u>	741	732	NA	NA
<u>Radeon HD 8650G + 7670M Dual</u>	883	624	NA	NA
<u>Radeon HD 8650G + 8500M Dual</u>	626	846	NA	NA
<u>Radeon HD 8650G + 8570M Dual</u>	654	816	NA	NA
<u>Radeon HD 8650G + 8600/8700M Dual</u>	831	653	NA	NA
<u>Radeon HD 8650G + 8600M Dual</u>	613	861	NA	NA
<u>Radeon HD 8650G + 8670M Dual</u>	635	835	NA	NA
<u>Radeon HD 8650G + 8750M Dual</u>	786	688	NA	NA
<u>Radeon HD 8650G + HD 7600M Dual</u>	819	664	NA	NA
<u>Radeon HD 8650G + HD 7670M Dual</u>	634	837	NA	NA
<u>Radeon HD 8650G + HD 8570M Dual</u>	716	759	NA	NA
<u>Radeon HD 8650G + HD 8600/8700M Dual</u>	763	708	NA	NA
<u>Radeon HD 8650G + HD 8600M Dual</u>	601	871	NA	NA
<u>Radeon HD 8650G + HD 8670M Dual</u>	585	893	NA	NA
<u>Radeon HD 8650G + HD 8750M Dual</u>	778	693	NA	NA
<u>Radeon HD 8650G + R5 M200 Dual</u>	722	748	NA	NA
<u>Radeon HD 8650G + R5 M230 Dual</u>	686	784	NA	NA
<u>Radeon HD 8650G N HD 8650G + HD 8570M Dual</u>	773	699	NA	NA

CPU Benchmarks

Video Card Benchmarks

Hard Drive Benchmarks

RAM

PC Systems

Android

iOS / iPhone

Videocard Name	Passmark G3D Mark (higher is better)	Rank (lower is better)	Videocard Value (higher is better)	Price (USD)
<u>Radeon HD 8650G N HD 8650G + HD 8600M N HD 8600M D</u>	679	790	NA	NA
<u>Radeon HD 8670D</u>	780	691	NA	NA
<u>Radeon HD 8670D + 6670 Dual</u>	1361	434	NA	NA
<u>Radeon HD 8670D + 7700 Dual</u>	1788	362	NA	NA
<u>Radeon HD 8670D + HD 6670 Dual</u>	1221	475	NA	NA
<u>Radeon HD 8670D + HD 7000 Dual</u>	718	754	NA	NA
<u>Radeon HD 8670D + R5 235 Dual</u>	836	648	NA	NA
<u>Radeon HD 8670D + R7 200 Dual</u>	949	592	NA	NA
<u>Radeon HD 8670D + R7 240 Dual</u>	1020	553	NA	NA
<u>Radeon HD 8670M</u>	520	960	NA	NA
<u>Radeon HD 8690A</u>	603	868	NA	NA
<u>Radeon HD 8690M</u>	984	572	NA	NA
<u>Radeon HD 8730M</u>	1049	536	NA	NA
<u>Radeon HD 8750M</u>	1071	521	NA	NA
<u>Radeon HD 8790M</u>	1315	443	NA	NA
<u>Radeon HD 8790M / R9 M290X</u>	1236	473	NA	NA
<u>Radeon HD 8850M</u>	973	581	NA	NA
<u>Radeon HD 8850M / R9 M265X</u>	1139	497	NA	NA
<u>Radeon HD 8870M</u>	1638	386	NA	NA
<u>Radeon HD 8870M / R9 M270X / M370X</u>	1799	358	NA	NA
<u>Radeon HD 8950</u>	3010	251	NA	NA
<u>Radeon HD 8970M</u>	3876	203	<u>27.69</u>	<u>\$139.99</u>
<u>Radeon HD 8990</u>	4999	155	NA	NA
<u>RADEON HD6370D</u>	320	1086	NA	NA
Videocard Name	Passmark G3D Mark (higher is better)	Rank (lower is better)	Videocard Value (higher is better)	Price (USD)
<u>RADEON HD6410D</u>	422	1028	NA	NA
<u>RADEON HD6530D</u>	531	951	NA	NA
<u>Radeon HD7570</u>	1028	545	NA	NA
<u>Radeon HD8490</u>	366	1056	NA	NA
<u>Radeon HD8530M</u>	498	975	NA	NA
<u>Radeon HD8970M</u>	3368	225	NA	NA
<u>Radeon IGP 320M</u>	3	1681	NA	NA
<u>Radeon IGP 340M</u>	2	1710	NA	NA

CPU Benchmarks

Video Card Benchmarks

Hard Drive Benchmarks

RAM

PC Systems

Android

iOS / iPhone

Videocard Name	Passmark G3D Mark (higher is better)	Rank (lower is better)	Videocard Value (higher is better)	Price (USD)
RADEON IGP 345M	2	1703	NA	NA
RADEON IGP 350M	6	1630	NA	NA
Radeon Infoshock 3000	106	1313	NA	NA
Radeon Pro 450	2722	266	NA	NA
Radeon Pro 455	3112	241	NA	NA
Radeon Pro 460	3452	222	NA	NA
Radeon Pro 5500M	6185	116	NA	NA
Radeon Pro 555	3140	238	NA	NA
Radeon Pro 560	3475	220	NA	NA
Radeon Pro 570	6336	113	NA	NA
Radeon Pro 580	7753	94	NA	NA
Radeon Pro Duo	9434	65	21.01	\$449.00*
Radeon Pro SSG	10497	50	NA	NA
Radeon Pro Vega 20	6370	112	NA	NA
Radeon Pro Vega 48	11795	34	NA	NA
Radeon Pro Vega 56	11915	33	NA	NA
Radeon Pro Vega 64	11455	36	NA	NA
Radeon Pro WX 2100	2227	302	NA	NA
Radeon Pro WX 3100	3323	229	NA	NA
Radeon Pro WX 4100	4057	196	16.23	\$249.99
Radeon Pro WX 4130	2984	252	NA	NA
Radeon Pro WX 4150	3103	242	NA	NA
Radeon Pro WX 4170	1409	424	NA	NA
Radeon Pro WX 5100	5660	133	15.90	\$355.99
Radeon Pro WX 7100	7857	91	14.55	\$539.99
Radeon PRO WX 8200	11403	38	11.52	\$989.99
Radeon Pro WX 9100	10734	47	NA	NA
Radeon Pro WX3200	1460	413	NA	NA
Radeon Pro WX4100	3953	200	NA	NA
Radeon R1E	301	1102	NA	NA
Radeon R2	301	1101	NA	NA
Radeon R2E	242	1148	NA	NA
Radeon R3	369	1051	NA	NA
Radeon R3E	256	1140	NA	NA

CPU Benchmarks

Video Card Benchmarks

Hard Drive Benchmarks

RAM

PC Systems

Android

iOS / iPhone

Videocard Name	Passmark G3D Mark (higher is better)	Rank (lower is better)	Videocard Value (higher is better)	Price (USD)
Radeon R4	398	1043	NA	NA
Radeon R5 220	233	1154	3.06	\$76.18
Radeon R5 230	247	1146	5.50	\$44.95
Radeon R5 235	368	1052	1.43	\$257.99*
Radeon R5 235 + HD 7560D Dual	743	729	NA	NA
Radeon R5 235X	367	1053	NA	NA
Radeon R5 240	649	820	10.65	\$61.00*
Videocard Name	Passmark G3D Mark (higher is better)	Rank (lower is better)	Videocard Value (higher is better)	Price (USD)
Radeon R5 310	334	1079	0.67	\$499.00
Radeon R5 330	570	904	1.54	\$369.99*
Radeon R5 340	1054	531	NA	NA
Radeon R5 420	757	713	NA	NA
Radeon R5 430	1028	547	NA	NA
Radeon R5 A10-9600P 4C+6G	807	672	NA	NA
Radeon R5 A10-9620P 4C+6G	804	673	NA	NA
Radeon R5 A10-9630P 4C+6G	1436	418	NA	NA
Radeon R5 A6-7480	629	842	NA	NA
Radeon R5 A6-9500 2C+6G	1021	551	NA	NA
Radeon R5 M230	567	908	NA	NA
Radeon R5 M240	556	917	NA	NA
Radeon R5 M255	764	705	NA	NA
Radeon R5 M315	609	864	NA	NA
Radeon R5 M320	555	920	NA	NA
Radeon R5 M330	595	880	NA	NA
Radeon R5 M335	548	930	NA	NA
Radeon R5 M420	555	924	NA	NA
Radeon R5 M430	648	823	NA	NA
Radeon R5 M435	602	869	NA	NA
Radeon R5 Opteron X3216	436	1019	NA	NA
Radeon R5 PRO A10-8730B 4C+6G	822	661	NA	NA
Radeon R5 PRO A6-8530B 2C+4G	689	781	NA	NA
Radeon R5 PRO A6-8570 2C+6G	1079	519	NA	NA
Radeon R5 PRO A6-8570E 2C+4G	839	647	NA	NA
Radeon R5 PRO A6-9500 2C+6G	906	613	NA	NA

CPU Benchmarks

Video Card Benchmarks

Hard Drive Benchmarks

RAM

PC Systems

Android

iOS / iPhone

Videocard Name	Passmark G3D Mark (higher is better)	Rank (lower is better)	Videocard Value (higher is better)	Price (USD)
Radeon R5 PRO A6-9500B 2C+4G	693	777	NA	NA
Radeon R5 PRO A6-9500E 2C+4G	877	630	NA	NA
Radeon R5 PRO A8-9600B 4C+6G	845	642	NA	NA
Radeon R5E	338	1078	NA	NA
Radeon R6	643	829	NA	NA
Radeon R6 + R7 M265DX Dual	570	905	NA	NA
Radeon R6 A10-8700P	681	788	NA	NA
Radeon R6 A8-8600P	560	913	NA	NA
Radeon R6 M255DX	597	877	NA	NA
Radeon R6 PRO A10-8700B 4C+6G	572	902	NA	NA
Radeon R6 PRO A8-8600B 4C+6G	593	883	NA	NA
Radeon R7 + HD 7700 Dual	1962	338	NA	NA
Radeon R7 + R5 330 Dual	1028	546	NA	NA
Radeon R7 + R5 435 Dual A10-9700 RADEON	885	622	NA	NA
Radeon R7 + R7 200 Dual	1279	458	NA	NA
Radeon R7 + R7 240 Dual	1045	538	NA	NA
Radeon R7 + R7 350 Dual	1982	332	NA	NA
Radeon R7 240	976	578	13.95	\$69.99
Radeon R7 240 + HD 8570D Dual	917	607	NA	NA
Radeon R7 240 + HD 8670D Dual	930	600	NA	NA
Radeon R7 250	1403	425	13.74	\$102.17
Radeon R7 250X	2268	296	8.70	\$260.70
Radeon R7 260	2891	259	32.13	\$89.99*
Videocard Name	Passmark G3D Mark (higher is better)	Rank (lower is better)	Videocard Value (higher is better)	Price (USD)
Radeon R7 260X	3180	236	14.45	\$220.00*
Radeon R7 340	1047	537	NA	NA
Radeon R7 360	3316	230	22.61	\$146.65*
Radeon R7 370	4643	168	NA	NA
Radeon R7 430	1419	421	21.41	\$66.30
Radeon R7 450	2204	304	24.50	\$89.99*
Radeon R7 A10 Extreme Edition	790	684	NA	NA
Radeon R7 A10 PRO-7800B	756	716	NA	NA
Radeon R7 A10 PRO-7850B	962	586	NA	NA

CPU Benchmarks

Video Card Benchmarks

Hard Drive Benchmarks

RAM

PC Systems

Android

iOS / iPhone

Videocard Name	Passmark G3D Mark (higher is better)	Rank (lower is better)	Videocard Value (higher is better)	Price (USD)
Radeon R7 A10-7700K	896	619	NA	NA
Radeon R7 A10-7800	888	621	NA	NA
Radeon R7 A10-7850K	1020	552	NA	NA
Radeon R7 A10-7860K	975	579	NA	NA
Radeon R7 A10-7870K	1123	502	NA	NA
Radeon R7 A10-7890K	1154	490	NA	NA
Radeon R7 A10-8750	990	569	NA	NA
Radeon R7 A10-8850	1114	507	NA	NA
Radeon R7 A10-9700 RADEON	1159	488	NA	NA
Radeon R7 A10-9700E RADEON	1105	510	NA	NA
Radeon R7 A12-9700P RADEON	750	721	NA	NA
Radeon R7 A12-9720P RADEON	929	601	NA	NA
Radeon R7 A12-9730P RADEON	861	638	NA	NA
Radeon R7 A12-9800 RADEON	1244	468	NA	NA
Radeon R7 A12-9800E RADEON	1142	495	NA	NA
Radeon R7 A265	987	571	NA	NA
Radeon R7 A370	1281	457	NA	NA
Radeon R7 A8 PRO-7600B	738	738	NA	NA
Radeon R7 A8-7500	1027	548	NA	NA
Radeon R7 A8-7500 4C+6G	853	640	NA	NA
Radeon R7 A8-7600	923	604	NA	NA
Radeon R7 A8-7650K	862	637	NA	NA
Radeon R7 A8-7670K	864	636	NA	NA
Radeon R7 A8-7680	955	588	NA	NA
Radeon R7 A8-8650	910	612	NA	NA
Radeon R7 A8-9600 RADEON	1081	518	NA	NA
Radeon R7 FX-8800P	1026	549	NA	NA
Radeon R7 FX-9800P RADEON	836	649	1.58	\$530.00*
Radeon R7 FX-9830P RADEON	1795	359	NA	NA
Radeon R7 M260	666	801	0.83	\$799.00*
Radeon R7 M260DX	689	780	NA	NA
Radeon R7 M260X	1115	505	NA	NA
Radeon R7 M265	825	658	NA	NA
Radeon R7 M270	774	697	NA	NA

CPU Benchmarks

Video Card Benchmarks

Hard Drive Benchmarks

RAM

PC Systems

Android

iOS / iPhone

Videocard Name	Passmark G3D Mark (higher is better)	Rank (lower is better)	Videocard Value (higher is better)	Price (USD)
Radeon R7 M340	778	694	NA	NA
Radeon R7 M350	1260	462	NA	NA
Radeon R7 M360	732	740	NA	NA
Radeon R7 M365X	905	614	NA	NA
Radeon R7 M370	1417	422	NA	NA
Radeon R7 M440	955	590	NA	NA
Videocard Name	Passmark G3D Mark (higher is better)	Rank (lower is better)	Videocard Value (higher is better)	Price (USD)
Radeon R7 M445	1065	523	NA	NA
Radeon R7 M460	1161	485	NA	NA
Radeon R7 M465	1306	449	NA	NA
Radeon R7 M465X	2057	322	NA	NA
Radeon R7 Opteron X3421	1050	533	NA	NA
Radeon R7 PRO A10-8750B	954	591	NA	NA
Radeon R7 PRO A10-8770	1319	441	NA	NA
Radeon R7 PRO A10-8770E	1147	493	NA	NA
Radeon R7 PRO A10-8850B	945	595	NA	NA
Radeon R7 PRO A10-9700	1281	456	NA	NA
Radeon R7 PRO A10-9700B	1066	522	NA	NA
Radeon R7 PRO A10-9700E	1142	494	NA	NA
Radeon R7 PRO A12-8800B	743	728	NA	NA
Radeon R7 PRO A12-8830B	900	617	NA	NA
Radeon R7 PRO A12-8870	1375	429	NA	NA
Radeon R7 PRO A12-8870E	1160	487	NA	NA
Radeon R7 PRO A12-9800	1335	440	NA	NA
Radeon R7 PRO A12-9800B	823	660	NA	NA
Radeon R7 PRO A12-9800E	1014	556	NA	NA
Radeon R7 PRO A6-9500 2C+6G	781	690	NA	NA
Radeon R7 PRO A8-8650B	832	652	NA	NA
Radeon R7 PRO A8-9600	1049	535	NA	NA
Radeon R8 M365DX	740	735	NA	NA
Radeon R8 M445DX	818	666	NA	NA
Radeon R8 M535DX	724	745	NA	NA
Radeon R9 255	1806	357	5.25	\$344.16*
Radeon R9 260	3018	250	NA	NA

CPU Benchmarks

Video Card Benchmarks

Hard Drive Benchmarks

RAM

PC Systems

Android

iOS / iPhone

Videocard Name	Passmark G3D Mark (higher is better)	Rank (lower is better)	Videocard Value (higher is better)	Price (USD)
Radeon R9 270 / R7 370	4260	188	25.66	\$166.05
Radeon R9 270X	4696	164	15.71	\$299.00
Radeon R9 280	5382	140	NA	NA
Radeon R9 280X	5854	126	NA	NA
Radeon R9 285 / 380	5550	136	17.90	\$310.00
Radeon R9 290 / 390	7152	105	14.33	\$499.00
Radeon R9 290X / 390X	7453	100	24.93	\$299.00
Radeon R9 295X2	7775	92	7.07	\$1,099.99*
Radeon R9 350	2235	301	21.53	\$103.85
Radeon R9 360	3031	248	5.84	\$519.00*
Radeon R9 370	4722	163	NA	NA
Radeon R9 380	6161	117	23.25	\$264.99*
Radeon R9 380X	6240	114	14.02	\$445.00*
Radeon R9 390	8108	83	NA	NA
Radeon R9 390X	8501	80	NA	NA
Radeon R9 Fury	9193	68	22.98	\$399.99*
Radeon R9 Fury + Fury X	8488	81	21.22	\$399.99*
Radeon R9 M265X	1298	450	NA	NA
Radeon R9 M270X	1444	416	NA	NA
Radeon R9 M275	1114	506	1.59	\$699.99*
Radeon R9 M275X / M375	1528	406	NA	NA
Radeon R9 M290X	4092	195	NA	NA
Videocard Name	Passmark G3D Mark (higher is better)	Rank (lower is better)	Videocard Value (higher is better)	Price (USD)
Radeon R9 M295X	5150	150	NA	NA
Radeon R9 M360	2070	320	NA	NA
Radeon R9 M370X	1942	343	NA	NA
Radeon R9 M375	1239	470	NA	NA
Radeon R9 M375X	2121	316	NA	NA
Radeon R9 M380	3101	243	NA	NA
Radeon R9 M385X	885	623	NA	NA
Radeon R9 M390X	4356	181	NA	NA
Radeon R9 M395	5022	153	NA	NA
Radeon R9 M395X	5782	129	NA	NA
Radeon R9 M470	2435	281	NA	NA

CPU Benchmarks

Video Card Benchmarks

Hard Drive Benchmarks

RAM

PC Systems

Android

iOS / iPhone

Videocard Name	Passmark G3D Mark (higher is better)	Rank (lower is better)	Videocard Value (higher is better)	Price (USD)
Radeon R9 M470X	3563	213	NA	NA
Radeon RX 460	4332	183	57.80	\$74.95*
Radeon RX 470	7769	93	25.82	\$300.95*
Radeon RX 480	8147	82	22.63	\$360.00
Radeon RX 540	2339	288	NA	NA
Radeon RX 550	3428	223	32.65	\$104.99
Radeon RX 5500	6202	115	NA	NA
Radeon RX 550X	1867	349	NA	NA
Radeon RX 560	4306	185	43.07	\$99.99
Radeon RX 560X	3454	221	NA	NA
Radeon RX 570	6896	108	53.06	\$129.99
Radeon RX 5700	12326	29	38.52	\$319.99
Radeon RX 5700 XT	13803	16	35.39	\$389.99
Radeon RX 5700 XT 50th Anniversary	14031	15	NA	NA
Radeon RX 580	8564	77	53.53	\$159.99
Radeon RX 580 2048SP	8652	75	NA	NA
Radeon RX 590	9477	64	52.65	\$179.99
Radeon RX Vega 10	1731	369	NA	NA
Radeon RX Vega 11	2272	294	NA	NA
Radeon RX Vega 56	12039	32	44.59	\$269.99
Radeon RX Vega 64	12182	31	32.49	\$374.99
Radeon RX Vega 8	1737	367	NA	NA
Radeon RX Vega M GH	7057	106	NA	NA
Radeon RX Vega M GL	5231	148	NA	NA
Radeon RX Vega11	1723	373	NA	NA
Radeon Sky 500	4889	158	NA	NA
Radeon TM R9 A360	2148	312	NA	NA
Radeon Vega 10	1790	360	NA	NA
Radeon Vega 10 Mobile	1667	384	NA	NA
Radeon Vega 11	2043	328	NA	NA
Radeon Vega 3	1065	524	3.01	\$353.87
Radeon Vega 3 Mobile	1097	512	NA	NA
Radeon Vega 6	1546	400	0.86	\$1,799.99*
Radeon Vega 8	1743	366	NA	NA

CPU Benchmarks

Video Card Benchmarks

Hard Drive Benchmarks

RAM

PC Systems

Android

iOS / iPhone

Videocard Name	Passmark G3D Mark (higher is better)	Rank (lower is better)	Videocard Value (higher is better)	Price (USD)
Radeon Vega 8 Mobile	1631	387	NA	NA
Radeon Vega 9	1865	350	NA	NA
Radeon Vega Frontier Edition	11179	44	18.63	\$599.99*
Radeon VII	14151	13	26.70	\$529.99
Videocard Name	Passmark G3D Mark (higher is better)	Rank (lower is better)	Videocard Value (higher is better)	Price (USD)
Radeon X1050	49	1471	NA	NA
Radeon X1200	32	1534	NA	NA
Radeon X1250	37	1513	NA	NA
Radeon X1270	31	1540	NA	NA
Radeon X1300	58	1448	0.57	\$101.99*
Radeon X1300 PRO	84	1376	NA	NA
Radeon X1550	66	1425	0.59	\$113.00*
Radeon X1550 64-bit	47	1476	NA	NA
Radeon X1600	49	1469	NA	NA
Radeon X1600 Pro	98	1332	NA	NA
Radeon X1600 Pro / X1300XT	69	1415	NA	NA
Radeon X1600 XT	115	1291	NA	NA
Radeon X1650 GTO	74	1401	NA	NA
Radeon X1650 Pro	84	1373	0.53	\$160.89*
Radeon X1650 SE	71	1409	NA	NA
Radeon X1700 Targa Edition	116	1288	NA	NA
Radeon X1800 GTO	140	1249	NA	NA
Radeon X1900 CrossFire Edition	137	1258	NA	NA
Radeon X1900 GT	145	1243	NA	NA
Radeon X1950 CrossFire Edition	151	1237	NA	NA
Radeon X1950 GT	106	1314	NA	NA
Radeon X1950 Pro	113	1298	NA	NA
RADEON X300SE	38	1511	NA	NA
RADEON X550	50	1464	NA	NA
RADEON X550XT	56	1455	NA	NA
Radeon X550XTX	70	1410	NA	NA
RADEON X600 256MB HyperMemory	56	1454	NA	NA
RADEON X600XT	91	1358	NA	NA
RADEON X700	72	1406	NA	NA

CPU Benchmarks

Video Card Benchmarks

Hard Drive Benchmarks

RAM

PC Systems

Android

iOS / iPhone

Videocard Name	Passmark G3D Mark (higher is better)	Rank (lower is better)	Videocard Value (higher is better)	Price (USD)
<u>RADEON X700 PRO</u>	75	1398	NA	NA
<u>RADEON X700 SE</u>	71	1408	NA	NA
<u>RADEON X800 GT</u>	84	1377	NA	NA
<u>RADEON X800 GTO</u>	76	1396	NA	NA
<u>RADEON X800 PRO</u>	64	1430	NA	NA
<u>RADEON X800 PRO/GTO</u>	73	1404	NA	NA
<u>RADEON X800 XL</u>	69	1413	NA	NA
<u>RADEON X800 XT</u>	97	1342	NA	NA
<u>RADEON X800GT</u>	79	1394	NA	NA
<u>RADEON X850 PRO</u>	72	1405	NA	NA
<u>RADEON X850 XT</u>	81	1389	NA	NA
<u>RADEON X850 XT Platinum Edition</u>	81	1384	NA	NA
<u>Radeon Xpress 1100</u>	34	1527	NA	NA
<u>Radeon Xpress 1150</u>	29	1544	NA	NA
<u>Radeon Xpress 1200</u>	35	1518	NA	NA
<u>Radeon Xpress 1250</u>	42	1492	NA	NA
<u>Radeon Xpress 1270</u>	26	1555	NA	NA
<u>RADEON XPRESS 200</u>	29	1545	NA	NA
<u>RADEON XPRESS 200M</u>	22	1572	NA	NA
<u>RadeonT R5 430</u>	1123	501	NA	NA
Videocard Name	Passmark G3D Mark (higher is better)	Rank (lower is better)	Videocard Value (higher is better)	Price (USD)
<u>RadeonT R7 450</u>	2184	309	NA	NA
<u>RadeonT RX 5500M</u>	5156	149	NA	NA
<u>RAGE 128 PRO AGP 4X TMDS</u>	1	1716	NA	NA
<u>Rage Fury Pro/Xpert 2000 Pro</u>	3	1692	NA	NA
<u>Red Hat QXL controller</u>	31	1537	NA	NA
<u>RGH Drivers v3</u>	11	1601	NA	NA
<u>RIVA TNT2 Model 64/Model 64 Pro</u>	3	1676	NA	NA
<u>RIVA TNT2/TNT2 Pro</u>	3	1685	NA	NA
<u>RV530 PRO</u>	118	1282	NA	NA
<u>Ryzen 5 2500U with Radeon Vega</u>	1503	409	NA	NA
<u>Ryzen 7 2700U with Radeon Vega</u>	1617	389	NA	NA
<u>S3 Chrome 430 ULP</u>	39	1502	NA	NA
<u>S3 Chrome S25 DDR2</u>	18	1581	NA	NA

CPU Benchmarks

Video Card Benchmarks

Hard Drive Benchmarks

RAM

PC Systems

Android

iOS / iPhone

Videocard Name	Passmark G3D Mark (higher is better)	Rank (lower is better)	Videocard Value (higher is better)	Price (USD)
<u>S3 ProSavageDDR</u>	1	1715	NA	NA
<u>SAPPHIRE RADEON 9600 ATLANTIS</u>	47	1477	NA	NA
<u>SAPPHIRE Radeon X1550</u>	61	1439	NA	NA
<u>Sapphire RADEON X800 GT</u>	112	1300	NA	NA
<u>SUMO 9640</u>	650	819	NA	NA
<u>SUMO 964A</u>	497	977	NA	NA
<u>Tesla C2050</u>	3515	218	13.27	\$264.99
<u>Tesla C2050 / C2070</u>	3428	224	NA	NA
<u>Tesla C2070</u>	3274	231	NA	NA
<u>Tesla C2075</u>	3364	226	5.65	\$595.75
<u>Tesla M60</u>	7191	103	3.60	\$1,999.00*
<u>Tesla P100-PCI-E-16GB</u>	7225	101	NA	NA
<u>TITAN RTX</u>	16432	3	6.63	\$2,479.95
<u>TITAN V</u>	14530	10	4.57	\$3,179.00*
<u>TITAN V CEO Edition</u>	16987	1	NA	NA
<u>TITAN Xp COLLECTORS EDITION</u>	15122	6	NA	NA
<u>TRINITY DEVASTATOR MOBILE</u>	699	773	NA	NA
<u>TRINITY SCRAPPER MOBILE</u>	498	976	NA	NA
<u>Vanta/Vanta LT</u>	3	1694	NA	NA
<u>VIA Chrome9 HC IGP</u>	4	1664	NA	NA
<u>VIA Chrome9 HC IGP Family</u>	3	1674	NA	NA
<u>VIA Chrome9 HC IGP Family WDDM</u>	3	1683	NA	NA
<u>VIA Chrome9 HC IGP Prerelease WDDM 1.1</u>	2	1712	NA	NA
<u>VIA Chrome9 HC IGP WDDM</u>	2	1700	NA	NA
<u>VIA Chrome9 HC IGP WDDM 1.1</u>	2	1701	NA	NA
<u>VIA Chrome9 HC3 IGP</u>	2	1704	NA	NA
<u>VIA Chrome9 HCM IGP</u>	1	1714	NA	NA
<u>VIA Chrome9 HD IGP</u>	10	1603	NA	NA
<u>VIA/S3G Chrome 645/640 GPU</u>	109	1310	NA	NA
<u>VIA/S3G DeltaChrome IGP</u>	3	1687	NA	NA
<u>VIA/S3G KM400/KN400</u>	4	1669	NA	NA
<u>VIA/S3G UniChrome IGP</u>	4	1665	NA	NA
<u>VIA/S3G UniChrome Pro IGP</u>	4	1655	NA	NA
<u>VIA/S3G UniChromell</u>	5	1632	NA	NA

CPU Benchmarks

Video Card Benchmarks

Hard Drive Benchmarks

RAM

PC Systems


Android

iOS / iPhone

Videocard Name	Passmark G3D Mark (higher is better)	Rank (lower is better)	Videocard Value (higher is better)	Price (USD)
<u>Wine Display Adapter</u>	261	1134	NA	NA
<u>Xabre</u>	5	1647	NA	NA
Videocard Name	Passmark G3D Mark (higher is better)	Rank (lower is better)	Videocard Value (higher is better)	Price (USD)
<u>XFX Radeon HD 4650 AGP</u>	109	1308	NA	NA

* - Last price seen from our affiliates.

[CPU Benchmarks](#) [Video Card Benchmarks](#) [Hard Drive Benchmarks](#) [RAM](#) [PC Systems](#) [Android](#) [iOS / iPhone](#)

<u>Software</u>	<u>Hardware</u>	<u>Benchmarks</u>	<u>About Us</u>	<u>Services</u>	<u>International</u>
CPU Benchmarks	Video Card Benchmarks	Hard Drive Benchmarks	RAM	PC Systems	Android iOS / iPhone
<u>BurnInTest</u>	<u>USB3.0</u>	<u>CPU</u>	<u>Company</u>	<u>Store</u>	<u>Disclaimer</u>
<u>PerformanceTest</u>	<u>Loopback</u>	<u>Benchmarks</u>	<u>Contact Us</u>	<u>Support</u>	<u>Refunds</u>
<u>OSForensics</u>	<u>Plugs</u>	<u>Video Card</u>	<u>The Press</u>	<u>Forums</u>	<u>Privacy</u>
<u>MemTest86</u>	<u>USB2.0</u>	<u>Benchmarks</u>	<u>Room</u>		
<u>WirelessMon</u>	<u>Loopback</u>	<u>Hard Drive</u>			
<u>Zoom Search</u>	<u>Plugs</u>	<u>Benchmarks</u>			
<u>Engine</u>	<u>PCle Test</u>	<u>RAM</u>			<u>Social</u>
<u>Free Software</u>	<u>Cards</u>	<u>Benchmarks</u>			
	<u>USB Power</u>	<u>PC Systems</u>			
	<u>Delivery</u>	<u>Benchmarks</u>			
	<u>Tester</u>	<u>Android</u>			
	<u>Serial and</u>	<u>Benchmarks</u>			
	<u>Parallel</u>	<u>iOS / iPhone</u>			
	<u>Loopback</u>	<u>Benchmarks</u>			
	<u>Plugs</u>				
	<u>USB Short</u>				
	<u>Circuit Testers</u>				